

INVEST IN TIME



-  PASSENGER CARS
-  LIGHT COMMERCIAL
-  FUEL HANDLING

SPECIAL TOOLS FOR AUTO REPAIRS

WALLMEK
i Kungälv AB

The original since 1978

INVEST IN TIME



After a few years on the road, water, dirt, salt and wear and tear can make even the smallest job a time consuming effort. With the correctly designed and functioning tool system, many hours can be saved everyday when working on vehicles.

Today's workshops want skilled and experienced technicians that don't get injured during their job. Ergonomics and working environment are the basic things that makes it possible to keep the best technicians in the shop, loving what they do. The shop will then increase in productivity and the skill level can rise every day.

The right tools is not a cost, it's the best investment in the technician's potential to get the job done quicker and safer.

The expensive tool is the one that doesn't get the job done at all or break due to bad quality when you need it the most.

Watch out for lookalike copies, it says Wallmek on the original tool. These copie companies often use different colours and can claim it's the same tools, it's not even close to being the same!



Company profile:

Wallmek i Kungälv AB started 1978, designing and producing special tools for auto repairs. Wallmek goes all the way from idea and design to production and distribution of a high-quality product to our customers.



Today, Wallmek develop and produce special tools directly to passenger car and commercial vehicles producers (OEM) and to auto shops on the aftermarket. We are really good when it comes to hydraulic tools and solution that will do the job directly on the vehicle. Also, drainage equipment to ensure safety when doing fuel tank jobs in auto shops or draining complete vehicles at the scrapyard.

As the company's grows, more and more tools and solutions are put on the market thanks to our close contact with You (our customers). In short terms – We develop Wallmek in direction of the products and solutions we are good at.

Our mission:

To develop, produce and offer cost efficient quality tools to our customers.

Important for Us:

Quality, Design, and Customer care.

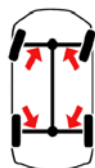
Welcome to Wallmek i Kungälv AB

Yours sincerely,
Niklas Wallman CEO Wallmek i Kungälv AB

Follow us on Facebook and Instagram!
Get News, tips and ideas first!



Labourtime



Position on
vehicle

QR code to demovideo

| | | |
|--|--|--|
| | Current issue date: 2 October 2021 | Original approval(s): ISO 9001 - 2 October 2012 |
| | Expiry date: 1 October 2024 | |
| | Certificate identity number: 10387337 | |

Certificate of Approval

This is to certify that the Management System of:

Wallmek i Kungälv AB

Bultgatan 18, 442 40 Kungälv, Sweden

has been approved by Lloyd's Register to the following standards:

ISO 9001:2015

Approval number(s): ISO 9001 - 00002027

The scope of this approval is applicable to:

Development, design, production and sales of special tools for vehicles repairs.

Paul Graaf
Chief Operating Officer, Management Systems, MSIS
Issued by: LRQA Sverige AB
for and on behalf of: Lloyd's Register Quality Assurance Limited

Lloyd's Register Group Limited, its affiliates and subsidiaries, including Lloyd's Register Quality Assurance Limited (LRQA), and their respective officers, employees or agents, individually and collectively, referred to in this clause as 'Lloyd's Register'. Lloyd's Register assumes no responsibility and shall not be liable to any person for any loss, damage or expense caused by reliance on the information or advice in this document or otherwise provided, unless that person has agreed a contract with the relevant Lloyd's Register entity for the provision of this information or advice and in that case any responsibility or liability is exclusively on the terms and conditions set out in that contract. Issued by: LRQA Sverige AB, Chalmersgränd 7A, 43235 Skövde, Sweden for and on behalf of: Lloyd's Register Quality Assurance Limited, 1 Thirty Nine, Sovereign Lane, Birmingham B37 7YS, United Kingdom

Page 1 of 1

The information "patent pending", regarding patent applications for certain products in this brochure, only concerns the patent application Nos. (and markets covered by that patent application) explicitly stated in the immediate connection with patent pending indication.

With reservation for possible adjustments due to events that are out of our control,
for printing errors and changes in design.

Wheel bearings of different types requires the right tool for correct, efficient and quick replacement.

Generation 1


Pressed in wheel bearings with separate hubs. This type has been used in cars since the 70s and are still very common in modern cars. The hub removal is made with **01-00037**, **1090-22**, **1090-26** or **01-00041** when the space between the knuckle and hub is enough. The bearings itself are refitted using **01-00035**.



Generation 2

Pressed in wheel bearings with integrated hubs, also called HBU 2.1 or compact wheel bearings. This wheel bearing type is mounted in vehicles since 2002 and are today used in the majority of brands and sizes of cars and light commercial vehicles. From VW Lupo up to Mercedes Sprinter/VW Crafter. This type of wheel bearing will get damaged on the inside if pressure is applied on the hub during mounting without tools from Wallmek. Even the ABS magnet ring can be damaged.

For a correct mounting use **01-00033** to reach around the hub and apply pressure directly on the bearing. For correct bearing removal **01-00041** is used.



Generation 3

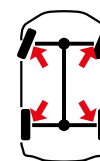
Bolted on bearings are often used in aluminium knuckles but also frequently used in steel knuckles. The small tolerance in combination with long guiding in to the knuckle causes huge problems after some years when removing the bearing. To avoid damaging and to avoid removing the wheel knuckle **01-00026**, **01-00027** or the brand new **01-00047** is used.



"It takes longer to walk to the job than to do the job with these tools."

- Bruno Cella, Cella Auto Repair
Bolton, Ontario, Canada

20-00011 Generation 1 wheel bearing set, front and rear

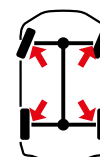


The wheel bearings can be replaced on the car very quickly.
No more time-consuming shop press jobs.

01-00037, 01-00035, 01-00036-020.

See page 8 - 11

20-00014 Generation 2 wheel bearing set, extension set



This bearing type is mounted in; Ford, Volvo, Mazda Landrover, Smart, Mitsubishi, Mercedes, Volkswagen, Toyota, Citroen and Peugeot.

We have developed this unique adjustable tool for all sizes and types. No other tool is needed to cover 100% of this wheel bearing type!

Mounting: **01-00033-020, 1090-25-11, 1090-25-12, 1090-25-13, 1090-25-14 and 1090-25-15.**

Dismounting: **01-00041-020 and 1090-25-10.**

See page 12 - 15

20-00013 Generation 3, Bolted-in wheel bearing extension set



This set can be used instead of hammering, heating or even destroying aluminium or steel knuckles. Even more time can be saved by leaving the axle or CV-joint in place when removing the hub/bearing unit.


A wheel bearing of this type can be replaced in 15 minutes, even the most seized ones!

01-00026-020, 01-00027-020, 01-00047-020, 01-00040, 01-00042, 01-00042-010.

See page 16 - 19



The comprehensive wheel bearing system for maximized profitability and function in the workshop.



Add the right power and extended functions to your system

Hydraulic 18T

01-00030
page 50



Hydraulic 22T

1090-02-WAL
page 50



Mechanical

01-00020 page 53
01-00039 page 53



01-00041-050




Pickup/SUV 6-8 bolts

01-00044-030
page 20



01-00046-020
page 21



01-00045
page 21



Brake disc/rotor

01-00048-030
page 24



01-00048-100
page 25



01-00048-031
page 25



Bearing, axle shaft & hub sets

See each set for recommended cylinder.

Generation 1

01-00037 Hub dismantling tool, universal

New efficient method for hub removal, recommended for use with front wheel bearing set 01-00035. This new tool is designed to fit the majority of passenger cars with separate hub and wheel bearing. The method allows access even when the knuckle has uneven surfaces or fragile brake shields behind the hub. These types of vehicles otherwise require many different special tools or time consuming dismantling. The tool is used according to the following two steps.

Step 1 clamping the two press feet together with a hydraulic cylinder behind the hub, pressing the hub from the bearing.

Step 2 pulls the hub out from the bearing.

The two press feet's (01-00037-020) can be ordered separate for use in any of the following tools: 01-00026, 01-00027, 01-00033, 01-00041 and 01-00047. (Used with cylinder 1090-02-WAL/01-00030*)

*If the tool is used with cylinder 01-00030 press pipe 01-00001-203 is also needed, not included.

(Used with hub plate 01-00035-001, -002, -003.)

EU Patent No. EP 3168007

EU Protected Design - RCD No. 003477090-0001/0002


EU Patent No. EP3323553

US Patent No. US 10.532.450

US Design Patent No. US D850.226

Contains these parts:

1. 2 pcs 01-00037-001 – Press foot
2. 01-00041-002 – Fixing plate
3. 2 pcs 01-00018-003 – Knob screw set
4. 2 pcs 01-00018-004 – Screw



1090-22 Press clamp, axle shaft & hub removal

Durable design with three press legs for efficient hub removal up to 22 ton. Suitable for vehicles/knuckles with flat surfaces behind the hub. Also axle shaft pressing is possible when using the pressing side on the following cylinders; 1090-02-WAL (22 T) and 01-00030 (18 T).




1090-26 Large bearing & hub cup

For dismantling of wheel bearings & hubs. This cup can be used on models that the standard press clamp (1090-22) don't fit on. For example Volvo S40/V50, Ford C-Max & Mazda 3. Also some models from Citroën, Peugeot, Renault & VAG. Rec. cylinder 1090-02-WAL/01-00030.

Contains these parts:

1. 1090-26-01 - Large press plate, two sided.
2. 1090-26-02 - Large press pipe, two sided.



Generation 1

01-00035 Universal front and rear wheel bearing set for passenger cars

This set is developed for today's and coming generation of wheel bearings, front and rear. The job is done directly on the vehicle saving a lot of time as a result, ABS sensors and most of the suspension is left untouched. The set is also a base for several specific jobs and models, easy to build further on. All parts are developed and adapted for today's wheel bearing and hub sizes.

The mounting plates have a built-in guiding function and are two-sided to fit perfectly on 62 – 83 mm Ø wheel bearings. The bearing cup can fit wheel bearings up to 92 mm Ø. Hub removal is made with optional tools for the best function 01-00037, 01-00041, 1090-22, 1090-26, 1064.

Rec. Cylinder 1090-02-WAL (22T) and 01-00030 (18T).



Contains these parts:

- | | |
|--|---|
| 1. 01-00035-001 Hub plate, coned, Ø33,8 mm* | 9. 01-00035-014 Bearing plate Ø72,5-74,5 mm* |
| 2. 01-00035-002 Hub plate, coned, Ø38,8 mm* | 10. 01-00035-015 Bearing plate Ø76,5-78,5 mm* |
| 3. 01-00035-003 Hub plate, coned, Ø43,8 mm* | 11. 01-00035-016 Bearing plate Ø80,8-82,8 mm* |
| 4. 01-00035-004 Hub plate, coned, Ø59,8 mm* | 12. 01-00035-020 Bearing cup Ø93 mm |
| 5. 01-00035-010 Bearing plate Ø61,8-62,8 mm* | 13. 01-00035-021 Adaptor ring Ø76,5 mm |
| 6. 01-00035-011 Bearing plate Ø63,8-64,8 mm* | 14. 01-00035-022 Adaptor ring Ø82,5 mm |
| 7. 01-00035-012 Bearing plate Ø53,8-66,8 mm* | 15. 01-00035-030 Press pipe L=78 mm |
| 8. 01-00035-013 Bearing plate Ø68,8-70,8 mm* | 16. 1090-20-M Holder* |

*Inner Ø 20,25 mm

"These tools really do the job as promised. They save us lots of time, we really like that. My technicians have used Wallmek tools everyday for the last 15 years, we are very satisfied!"
-Mats Mattsson, Mattssons Bilservice (Mekonomen Auto shop), Sweden

01-00004 Lock ring tool

A new type of lock ring tool which makes removing and refitting of wheel bearing lock rings very easy. The tool is designed to fit both passenger cars, light commercial vehicles and trucks. The adjusting screw has a ¼" ratchet grip which provides enough power to easily remove stuck and rusted lock rings.

The grip angle between the tips will also always be correct no matter the size or position of the lock ring. This makes the tool safer, more effective and easier to use than ordinary pliers.

The tool is delivered with a total of 3 pairs specially designed tips that can easily be switched if needed.

6" for superior access.

Accessories:

- | | |
|--------------|--------------------------|
| 01-00004-013 | Circlip pin 2,5 mm, 4pcs |
| 01-00004-014 | Circlip pin 3 mm, 4pcs |
| 01-00004-015 | Circlip pin 3,5 mm, 4pcs |



The Original since 2010.

Generation 1

01-00036 Adjustable bearing fixture for wheel bearings removed inwards


Designed to fit on the majority of models where the wheel bearing is removed towards the vehicle. This type is now common on newer models from several brands as; Citroen, Peugeot, Fiat, Renault, Opel, Mercedes, Kia and Hyundai. The set contains two press feet mounted on a holder (1090-20-M which are also included in the wheel bearing set).

The press feet 01-00036-020 can be ordered separately and be used with wheel bearing set 01-00035

Rec. Cylinder 1090-02-WAL/01-00030.

Contains these parts:

1. 2 pcs 01-00036-001 - Adjustable bearing fixture
2. 1090-20-M - Holder



01-00038 Wheel bearing and hub set front/rear Audi Q7/VW Touareg/Porsche Cayenne

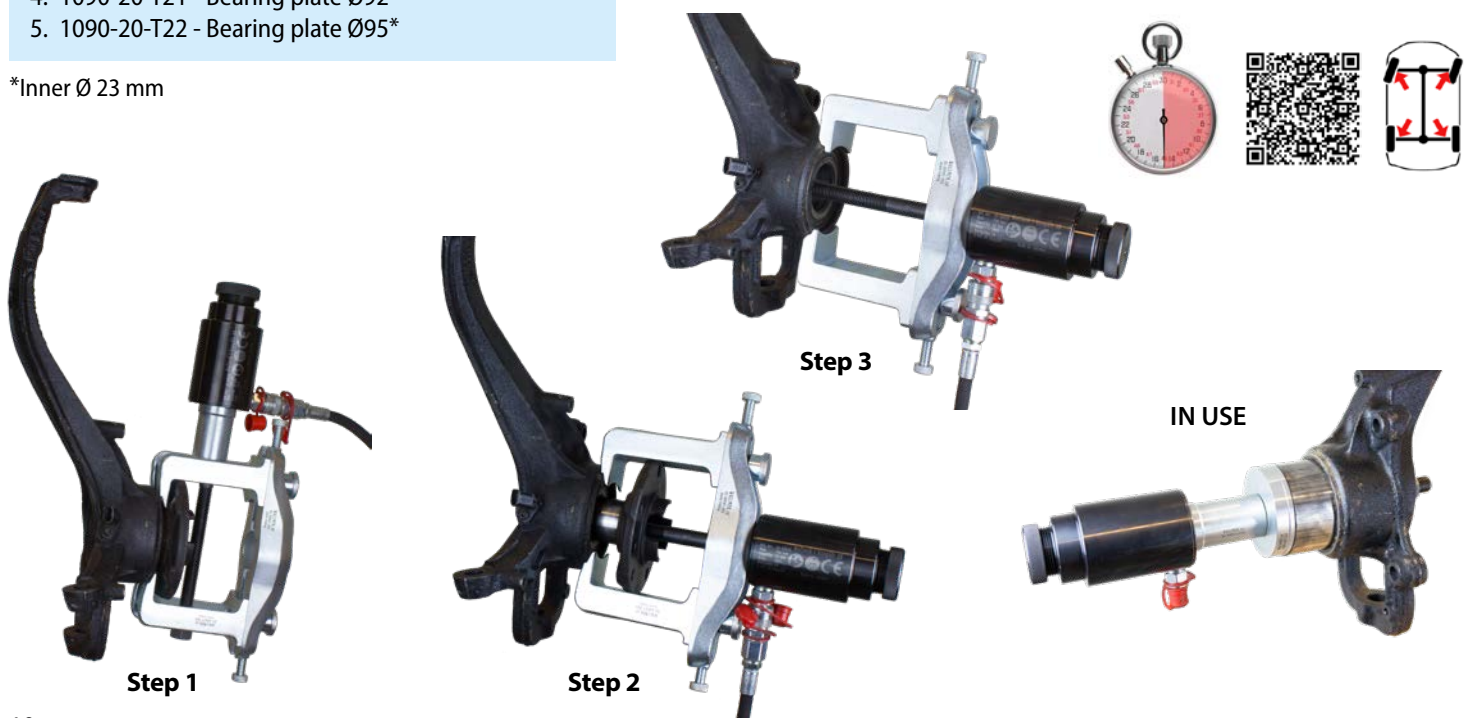
The wheel bearing is replaced directly on the car without time consuming dismantling. The entire job is done in around 30 minutes with this set. The parts are designed to protect the ABS-sensor and other sensitive parts. **Hub removal is made very easy with 01-00037. Bearing removal with 01-00041, is not included in the set.**

Rec. Cylinder 1090-02-WAL/01-00030.

Contains these parts:


1. 01-00035-003 - Hub plate, coned, Ø43,8 mm
2. 01-00035-012 - Bearing plate Ø65,8-66,8 mm*
3. 01-00035-030 - Press pipe L=78 mm
4. 1090-20-T21 - Bearing plate Ø92*
5. 1090-20-T22 - Bearing plate Ø95*

*Inner Ø 23 mm




Generation 1

**01-00050-100 Wheel bearing set front / rear
Land Rover Range Rover with aluminum knuckles.**



Contains parts:

1. 01-00050
2. 01-00035-030
3. 01-00035-012
4. 01-00035-003
5. 01-00050-010
6. 1090-20-T22
7. 01-00050-011



The following models from Land Rover and Range Rover have pressed in generation 1-wheel bearings in five different types of aluminum knuckles, front and rear:

Land Rover Discovery Sport L494 2013 – 2019, Discovery Sport L550 2019 -, Discovery 5 L462 2017 -.

Range Rover Sport L494 2013 -, Vogue L405 2012, Evoque L538 2011 -. Velar L560 2017, Defender L663 2020 -.

This set is developed for a quick and problem free replacement of these wheel bearings without damage on the fragile knuckles directly on these vehicles. No time-consuming demounting of the advanced wheel suspension is needed.

Even the ABS sensor contacts are left untouched, total labor-time is just 30 minutes. The wheel bearings are secured with a circlip in the knuckle. Both the circlip and the wheel bearing get severely seized due to corrosion over time. For easier removal pre-tension can be applied to the circlip/snap ring with items in this set.

This set will avoid time consuming jobs in the shop press, the fragile aluminum knuckles can easily be damaged in the shop press when the bearings are seized.

Recommended cylinder: 1090-02-WAL/01-00030



01-00050-050



Demounting of suspension arm

Range Rover L405, 2013 - ... ; Sport L494, 2014 - ...
Discovery 5 L462, 2017 - ...
Defender L663, 2020 - ...



04-00028-200
See info page 26

01-00050-020



01-00050



Generation 2

01-00041 Compact wheel bearing removal tool

Universal tool for **removing** the new type of compact wheel bearings, with or without a locking ring. Max pressure 22 ton. It's adjustable to fit future bearing sizes and all current VW Lupo, Polo, Transporter 5 and 6, Touareg, Audi A2, Seat Cordoba and Skoda Fabia. Volvo V50/S40, V70/ S80 and XC60. Ford Focus, C max, Mondeo, S-Max and Kuga. Mazda 3 and 5. Landrover Freelander 2. Mercedes Vito and Sprinter. Mitsubishi Colt, Smart Forfour, Peugeot, Citroen and Toyota with this type of bearing. This tool can also be used as a hub puller on most other cars, also BMW. Rec. cylinder 1090-02-WAL/01-00030.

All in all the tool now weighs 1kg less and is easier to adjust since only one press side is used. The longer forged pressfeet enable a complete removal for wheel bearings on MB Sprinter and VW Crafter using hub/bearing puller 01-00045, MB Vito and Viano using hub/bearing puller 01-00040.

EU Protected Design - RCD No. 003477090-0001/0002
EU Patent No. EP3323553
US Patent No. US 10.532.450
US Design Patent No. US D850.226




Contains these parts:

1. 2 x 01-00041-001 - Press foot
2. 01-00041-002 - Fixing plate
3. 2 x 01-00018-003 - Knob screw set
4. 2 x 01-00018-004 - Screw



Press foot set 01-00041-020

IN USE



1090-25-10 Coned dismantling plate (universal)

Plate for removing compact wheel bearings. Fits all sizes. Inner Ø 21 mm.



Generation 2

01-00033 Compact wheel bearing mounting tool

New and improved method, adaptable with our unique dismantling tool 01-00041-020!

Universal tool for **mounting** the new type of compact wheel bearings, with or without locking ring. It's adjustable to fit future bearing sizes and all current VW Lupo, Polo, Transporter 5 and 6, Audi A2, Seat Cordoba and Skoda Fabia. Volvo V50/S40, V40, C30, V70/ S80 and XC60. Ford Focus, C max, Mondeo, S-Max and Kuga. Mazda 3 and 5. Landrover Freelander 2. Mercedes Vito and Sprinter. Mitsubishi Colt, Smart Forfour, Peugeot, Citroen and Toyota with this type of bearing.

This tool can also be used in a garage press.
Rec. cylinder 1090-02-WAL/01-00030.

EU Protected Design - RCD No. 002807438-0001/0003

EU Patent No. EP 3117961


US Patent US 10.393.184

EU Protected Design - RCD No. 003477090-0001/0002

EU Patent No. EP3323553

US Patent No. US 10.532.450

US Design Patent No. US D850.226



Press foot set 01-00033-020

Contains these parts:

1. 2 pcs 01-00033-001 – Press foot
2. 01-00041-002 - Fixing plate
3. 2 pcs 01-00018-003 - Knob screw set
4. 2 pcs 01-00018-004 - Screw



1090-25-11 Holding plate

For mounting compact wheel bearings on VW Lupo, Polo 9N and equivalent models on Audi, Seat and Skoda with 01-00033 or 1090-25. Mitsubishi Colt och Smart Forfour. Inner Ø 21 mm.




1090-25-12 Holding plate

For mounting compact wheel bearings on VW T5/T6 and diesel Touareg models with 01-00033 or 1090-25. Inner Ø 20,25 mm.



1090-25-13 Mounting ring

For mounting compact wheel bearings on Ford Mondeo, S-Max and Volvo V70 etc. 2007- with 01-00033 or 1090-25.




1090-25-14 Holding plate

For mounting compact wheel bearings on Ford Mondeo, Volvo V70 etc. 2007-, Ford Focus, Mazda 3 and 5, Volvo S40/ V50 2004- also Ford Focus C-max. S-Max, Kuga, Freelander 2 with 01-00033 or 1090-25. Inner Ø 20,25 mm.



1090-25-15 Mounting ring

The mounting ring is needed for a correct mounting of the rear wheel bearing on Peugeot Expert (Traveller), Citroen Jumpy (Spacetourer) och Toyota Proace (Proace Verso) 2016 -. To be used with mounting tool 01-00033 or 1090-25.



02-00012 Rear wheel bearing set

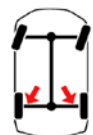
**Peugeot Expert (Traveller), Citroën Jumpy (Spacetourer),
Toyota Proace (Proace Verso) 2016 - och Opel Vivaro C 2019 -**

The rear wheel bearing is replaced directly on the car without time consuming dismantling. This bearing is a 92 mm compact type, also called HBU 2.1 or generation 2. These bearings get damaged internally when mounting incorrectly by pressing on the hub. Only the outer bearing race should be used for correct mounting. The set is designed to remove the bearings even with solid (without hole) hubs and mounting the new bearing with open hub for the CV axle.


Mounting ring 1090-25-15 gives a correct position towards the bearing during mounting. The majority of the parts in the set is used for all other compact bearings on the market. The set also comes with a 300 mm M22/20 carriage beam with a nut, required when using the 18 Ton cylinder 01-00030. Note that the bearing needs to be pressed twice with the 18 ton cylinder for a correct mounting. Rec. cylinder 1090-02-WAL/01-00030.

Contains these parts:


1. 01-00041 Compact wheel bearing dismantling tool
2. 01-00033-020 Set of two pressure feet 01-00033-001
3. 01-00040 Hub-/bearing puller
4. 1090-25-10 Coned dismantling plate
5. 1090-25-12 Holding plate VW T5
6. 1090-25-15 Mounting ring Peugeot, Citroën and Toyota
7. 1090-32-20 Carriage beamset M20



Dismounting




Mounting



02-00015 Front wheel bearing set

up to 3,5T Mercedes Sprinter (2006 -), VW Crafter (2006- 2016), Vito (2004 -) och Viano (2004-) with wheelbearings generation 2



Contains these parts:

- | | |
|-----------------|---------------------|
| 1. 01-00041 | 9. 02-00015-004 |
| 2. 01-00033-020 | 10. 2x 02-00015-005 |
| 3. 01-00040 | 11. 02-00015-006 |
| 4. 01-00045-001 | 12. 02-00015-007 |
| 5. 01-00042-003 | 13. 4x 09-000111 |
| 6. 02-00015-001 | 14. 6x 01-00041-005 |
| 7. 02-00015-002 | 15. 1090-60-04 |
| 8. 02-00015-003 | 16. 04-00022-018 |

The bearing set makes it possible to replace the wheel bearing directly on the vehicle with significant time reduction. No wheel alignment is needed. This type of wheel bearing will get damaged on the inside if pressure is applied on the hub during mounting. Instead use 01-00033-020 to reach around the hub and apply pressure directly on the bearing. The full set contains several universal tools for many other jobs. There are also two smaller add on sets available to make the set very cost efficient. See in the list what's included and needed for full function. A storage foam is included in all three sets, it's designed to fit in the tool trolley 04-00022. Rec. cylinder 1090-02-WAL/01-00030.




02-00015 - Complete set with all parts, See parts in the set no: 1 - 16.

02-00015-010 - Add on set to be used with existing tools as 01-00041 (with threaded fixing plate 01-00041-002). 01-00033-020 and 01-00040. See parts in the set no: 4 - 16.

02-00015-015 - Fixture set with the unique parts for MB Sprinter, Vito and Viano.

A cost efficient add on set when all other tools are already in use. See parts in the set no: 6 - 16.



02-00015-101 Front wheel bearing add-on for Mercedes Sprinter 4 - 5 T

Longer version of the 02-00015-006 to fit the larger CC measure on Mercedes Sprinter 4-5 T.



Generation 3

01-00026 Dismounting tool Bolted (4 bolts) wheel bearing/hub

The tool is adjustable and designed to dismount bolted wheel bearings with guides that usually rust in the wheel spindles. Extraction can be done with a full 22 ton directly on the vehicle, while the hub can also be dismantled in instances where this will be reused in the new bearing. Both press feet have two different sides, which are selected according to the vehicle/bearing design, adjustment is very easy. Designed and tested on the majority of 4 bolted wheel bearings. Front and rear on: VW, Audi, Seat, Skoda, Volvo, Ford, Mazda, Toyota, Mitsubishi etc.

Press foot 01-00026-001 used in pairs (01-00026-020) and can be ordered separately for use in tool 01-00041 (dismantling tool compact wheel bearing). (Used with hub plate 01-00035-001, -002, -003, -004.)

Rec. cylinder 1090-02-WAL/01-00030.

EU Protected Design - RCD No. 003477090-0001/0002

EU Patent No. EP3323553

US Patent No. US 10.532.450


US Design Patent No. US D850.226

Contains these parts:

1. 2 x 01-00026-001 - Press foot
2. 01-00041-002 - Fixing plate
3. 2 x 01-00018-003 - Knob screw set
4. 2 x 01-00018-004 - Screw



Press foot set
01-00026-020



IN USE

01-00027 Dismounting tool Bolted 3 bolts and some 4 bolts wheel bearing/hub

The tool is adjustable and designed to dismount bolted wheel bearings with guides that usually rust in the wheel spindles. Extraction can be done with a full 22 ton directly on the vehicle, while the hub can also be dismantled in instances where this will be reused in the new bearing. On VW, Audi, Opel, Saab, Toyota etc. Both press feet have two different sides, which are selected according to the vehicle/bearing design, adjustment is very easy. Designed and tested on the majority of 3 bolted wheel bearings, front and rear.

Press foot 01-00027-001 is used in pairs (01-00027-020) and can also be ordered separately for use in 01-00041 (dismantling tool for compact wheel bearings).

(Used with hub plate 01-00035-001, -002, -003, -004.)

Rec. cylinder 1090-02-WAL/01-00030.

EU Protected Design - RCD No. 003477090-0001/0002

EU Patent No. EP3323553

US Patent No. US 10.532.450


US Design Patent No. US D850.226

Contains these parts:

1. 2 pcs 01-00027-001 - Press foot
2. 01-00041-002 - Fixing plate
3. 2 pcs 01-00018-003 - Knob screw set
4. 2 pcs 01-00018-004 - Screw



Press foot set
01-00027-020



IN USE

Generation 3

01-00047 Dismounting tool for 4 bolted wheel bearing/hubs with uneven brake shield

The tool is adjustable and designed for models with uneven brake shields with small press surfaces. The bolted wheel bearings with long guiding often get stuck due to corrosion. By pressing with the wrong tool, the knuckle can get damaged or even break. The following models are a few samples of where this tool is very useful: Subaru Forester, XV och Outback. Toyota Aygo och Avensis. Citroen C1, Peugeot 108, Opel Vectra och Zafira, Chrysler Voyager, Hyundai I10 and more. These models have uneven brake shields in the rear due to parking/emergency brake with drum brakes.

The dismounting can be made with up to 22 Ton directly on the car, also the hub can be removed if it needs to be reused in the new bearing. When the bearing has no center hole or the cv axle is still in the hub the tool is used with hub/bearing tool 01-00040 and 01-00042 for an easy operation. The tool can also be used with press plates 01-00035-001, -002, -003, -004 in case of an open center hole in the bearing.

The press feet 01-00047-001 is used in pairs (01-00047-020).

Rec. cylinder 1090-02-WAL/01-00030.

EU Protected Design - RCD No. 003477090-0001/0002

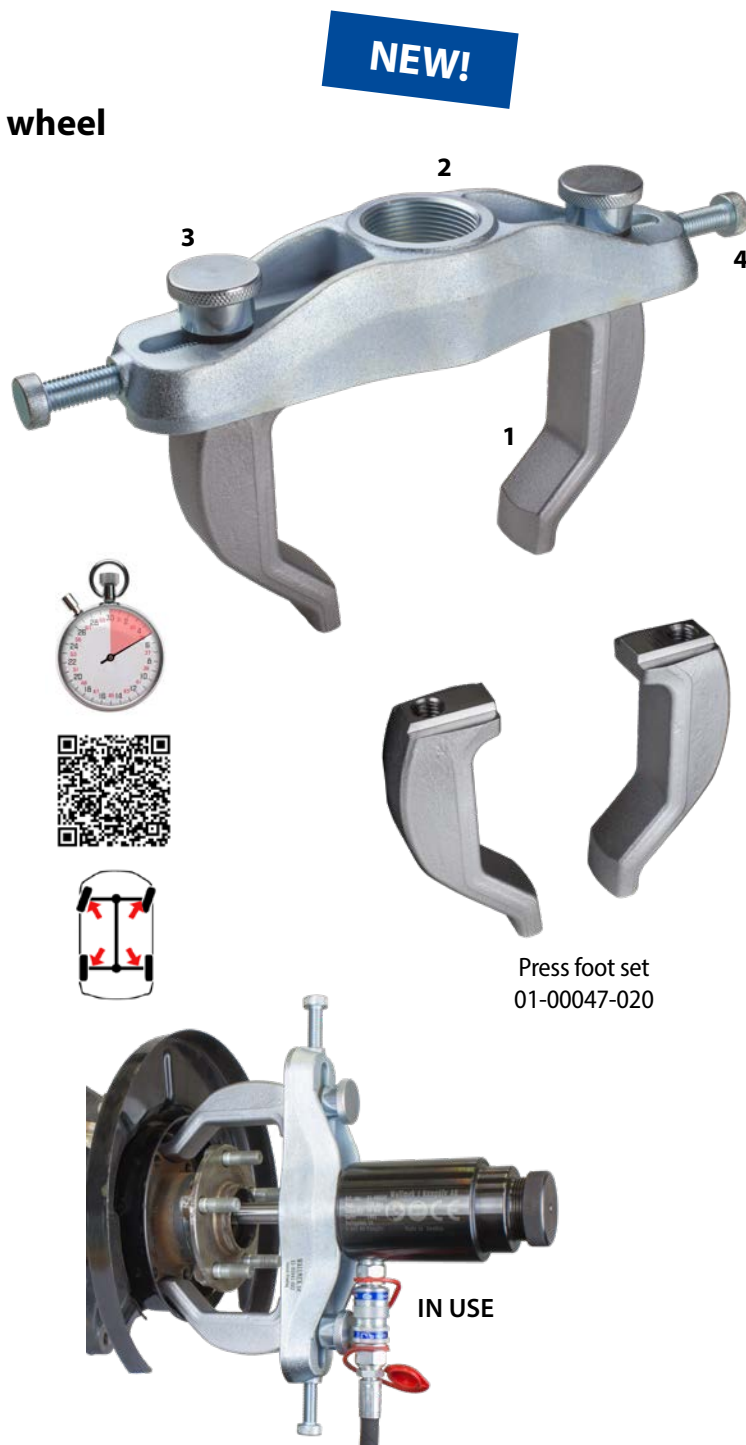
EU Patent No. EP3323553

US Patent No. US 10.532.450

US Design Patent No. US D850.226

Contains these parts:

1. 1. 2 x 01-00047-001 – Press foot
2. 01-00041-002 – Fixing plate
3. 2 x 01-00018-003 – Knob screw set
4. 2 x 01-00018-004 – Screw



"A lot of jobs would be impossible without these tools, the speed is a huge bonus. Without Wallmek tools in the shop the productivity and efficiency would be lower, simply more hassle! "

-Kjell Andersson, Alvesta Bilservice AB, Sweden



The press feet get access to the small surfaces close to the bearing, pressing on the knuckle behind the brake shield.

Generation 3

01-00040 Hub-/bearing puller for wheel bearing demounting 4/5 bolt 92 - 131 mm


The hub-/bearing puller makes bearing demounting possible and easy when the hub axle is solid or when the axle shaft is still in the hub. The job is made directly on the car without time consuming dismantling.

The puller is used with bearing dismounting tool 01-00026, 01-00027 or 01-00047 and with one of our hydraulic cylinders from 16 – 22 ton (max load 18 ton).

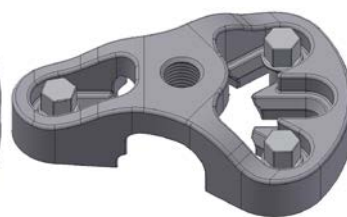
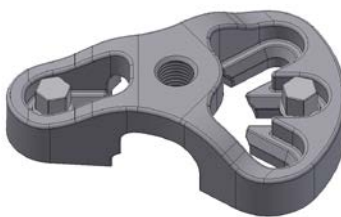
Bolt diameter: 4/5 holed – 92 – 131 mm. Slide hammer no. 1064 can be used as a manual solution, then together with adapter RES4029.

Rec. cylinder 1090-02-WAL/01-00030.

EU Protected Design - RCD No. 003436518-0001/0002
US Design Patent US D863.001



IN USE



3

2



Contains these parts:

1. 01-00040-001 - Hub plate
2. 01-00040-002 - Carriage beam M22, 90 mm
3. 01-00040-003 - Carriage beam M22, 65 mm

01-00049 Hub/bearing puller for wheel bearing demounting 5 bolt 120 – 170 mm

Hub/bearing puller for larger SUV, Pickup and vans with 5 bolted hubs. Very useful on Ram 1500, Ford Transit (2014 -) and many more. This larger model of 01-00040 makes demounting of bolted-in bearings with a blocked center hole or with the axle still in the hub a lot easier. In the case that the hub is demounted separate, bearing puller 01-00042-B is used for pulling out the seized bearing housing. The job is done directly on the vehicle with a minimum of time-consuming demounting. To be used with the following demounting tools: 01-00026, 01-00027, 01-00046 or 01-00047 and with hydraulic cylinders from 18–22 ton (max load 32 ton).

Bolt diameter: 5 bolt – 120 – 170 mm. Sliding hammer, no 1064 can also be used as a manual solution with carriage beam no: RES4029. Rec. cylinder 1090-02-WAL/01-00030.



1


3

2



Contains these parts:

1. 01-00049-001 Hub plate
2. 01-00040-002 Carriage beam M22, 90 mm
3. 01-00040-003 Carriage beam M22, 65 mm



Bearing demounting
Ram 1500 (5-bolted hub)



NEW DESIGN

Generation 3

01-00042-B Wheel bearing puller for 3 – 4

bolted bearings with removed hubs

Suitable for VW, Audi, Seat, Skoda, Subaru, Mitsubishi, Ford, GM, Dodge/Ram e.t.c.

The bolted bearings can be rusted and stuck in the aluminum or steel knuckle. In many cases the old hub needs to be reused in the new bearing and has to be demounted.

This tool is developed for time saving jobs directly on the car, in most cases also with the axle shaft still in the hub.

The hub/bearing tool 01-00040 or the new 01-00049 is used (not included) when removing the hub.


Using the bolts from the old bearing and the four washers from the set the fixture plate is fixed to the bearing. Dismounting tool 01-00026, 01-00047 (4 bolt) or 01-00027 (3-4 bolt) is used as a press fixture when pressing out the stuck bearing. The job is done with one of our cylinders from 18 – 22 ton (max pressure 18 ton).

The sliding hammer 1064 can also be used as a manual solution with carriage beam RES4029.

Rec. cylinder 1090-02-WAL/01-00030.

Contains these parts:

1. 01-00042-101 - Bearing puller plate
2. 4 pcs 01-00042-102 - Adjustment washer
3. 01-00042-003 - Carriage beam M22, 121 mm




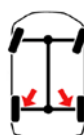
01-00042-010 Screw set Subaru rear wheel bearing

Wheel bearing removal rear on Subaru with 01-00042 requires longer bearing bolts.

The bolts in the set (4 pcs) are M12x1,25x100 mm and fits in the bearing holders' thread.

The washers in 01-00042 are used with the flat side towards the bolt head.

Fit models: Legacy, Impreza, Forester, Outback, XV etc.



Wheel bearing and CV axle tools for 6-8 bolted hubs, SUV and Pickup.

Mitsubishi, Toyota, Nissan, Mazda, Dodge, Chevrolet, GMC, Ford (4x4) class 1-3 trucks.


01-00046-300 Universal wheel bearing set for 6-8 bolted hubs, 4x4. 01-00046, -45 and 44-030 in foam

A combined tool set for pressing out corroded CV axles and wheel bearings on Pick up's and SUV 150-350, 1500-3500 with 6 - 8 bolted hubs with up to 180 mm bolt diameter. The tools reduce the labor time considerable when working on brands like Mitsubishi, Toyota, Nissan, Mazda, Dodge, Chevrolet, GMC, Ford (4x4) etc.

Wheel bearings with or without center hole or with the CV axle still in the hub are removed directly from the vehicle without damaging the knuckle/spindle.

Delivered with foam for storage.

The tools are used with hydraulic cylinder 01-00030 (18T) or 1090-02-02 (22T).



Contains these parts:

1. 01-00046 – Dismantling tool for 3/4 bolted bearings
2. 01-00045 – Hub/bearing tool 6/8 bolt
3. 01-00044-030 – Set of 2 pressure feet inc. bolts and washers
4. 04-00022-015 – Foam for drawer 15

01-00044 Axle shaft, CV-joint tool 6/8 bolt

Adjustable tool for efficient axle shaft pressing for 6 & 8 bolted hubs. The design of the adjustable fixing plate in combination with the press feet covers;

Bolt pattern: 6 bolt 114 – 140 mm and 8 bolt 165 – 180 mm.

Mitsubishi, Toyota, Nissan, Mazda, Dodge, Chevrolet, GMC Ford (4x4) etc.

The tool allows 22 ton press force in combination with hammering when pressing out a rusted or glued axle shaft. The special hammering function creates a 3,5 time effect/force, heating of the car parts can then be avoided totally. The wheel bolts or nuts from the vehicle are used for bolting the tool on the hub.

The press feet set 01-00044-030 can be ordered separately for use in the following tools (with the updated fixture plate 01-00041-002); 01-00041, 01-00026, 01-00027, 01-00033 and 01-00037.

Rec. cylinder 1090-02-WAL/01-00030.

EU Protected Design - RCD No. 003477090-0001/0002


EU Patent No. EP3323553

US Patent No. US 10.532.450

US Design Patent No. US D850.226

Contains these parts:

1. 2 pcs 01-00044-001 - Press feet
2. 01-00041-002 - Fixing plate 1 1/2" thread
3. 2 pcs 01-00041-003 - Sliding plate
4. 2 pcs 01-00018-004 - Screw
5. 4 pcs 01-00041-005 - Screw M14x45 10.9



01-00045 Hub/Bearing puller for 6 – 8 bolted hubs

A problem solving tool for removing bolted wheel bearing/hub units that are rusted and seized in the wheel knuckle. In most cases the axle shaft can remain in the hub when the bearing is pulled out. This saves lots of time and is in many cases a must when working with Mitsubishi, Toyota, Nissan, Mazda, Dodge, Chevrolet, GMC Ford (4x4) etc.

Time consuming dismantling, heating and hammering can be avoided altogether.

The tool is bolted to the hub with 6/8 bolts using the wheel bolts/nuts from the car. The hub is then pulled out using a bearing puller 01-00046 directly from the car without extra dismantling. The bearing is pulled out quickly and easily with up to 22 ton.


Bolt diameter:

6 bolt 111,5 – 142,5 mm, 8 bolt 162,5 – 182,5 mm.

The M22 carriage beams in the set connects the tool to any of the following cylinders; 01-00030 or 1090-02-WAL.

Contains these parts:

1. 01-00045-001 - Hub plate 6/8 bolt
2. 01-00040-002 - Carriage beam M22, 90 mm
3. 01-00042-003 - Carriage beam M22. 10.9, 121 mm



01-00046 Dismounting tool for 3 & 4 bolted wheel bearings on SUV/US models with 6 & 8 wheel bolts

Bolted wheel bearings with deeper fittings in aluminium or steel wheel knuckles are often seized badly with rust after a few years. Instead of destroying the parts by heating and hammering or cracking it in the shop press the bearing can quickly and easily be pressed out directly on the vehicle with this new dismantling tool. It can be used with only a hydraulic cylinder when the axle shaft is removed. It can also be used with a special hub plate 01-00045 when the axle shaft still is located in the hub.

This will save lots of time and is in many cases a must (Dodge, Chevrolet, GMC and Ford Pickup truck).

The design of the press feet's allows access on both 3 and 4 bolted wheel bearings on SUV and Pickup trucks (Mitsubishi, Toyota, Nissan, Mazda, Dodge, Chevrolet, GMC Ford (4x4) etc)

The adjustable fixing plate in combination with the design of the press feet make it possible to remove even the largest hubs, measuring up to Ø 245 mm.

The two press feet's can also be ordered as a pair in set; 01-00046-020.

Rec. cylinder 1090-02-WAL/01-00030.

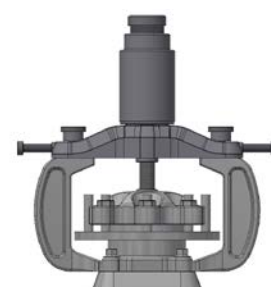

Contains these parts:

1. 2 pcs 01-00046-001 - Press foot
2. 01-00041-002 - Fixing plate
3. 2 pcs 01-00018-003 - Knob screw set
4. 2 pcs 01-00018-004 - Screw



01-00046-020

01-00045



EU Protected Design - RCD No. 003477090-0001/0002

EU Patent No. EP3323553

US Patent No. US 10.532.450

US Design Patent No. US D850.226

1090-30 Axle shaft tool 4 & 5 holes

This tool is specially developed for pressing out rusted & glued axle shafts directly on the car. This job only takes 5 min. The holes for the wheel bolts are oval to fit on almost all passenger cars with 4 & 5 holed hubs. With this equipment you avoid heating, splitting of the axle shaft or damage to other parts. Bolt on to the hub using the cars own wheel bolts, attach the cylinder, start pressing and for extra power fit a punching socket 1086-6 and then hammer on it. The tool can also be used for pulling wheel hubs with striking tool 1064 and adaptor 1068.

Rec. cylinder 1090-02-WAL/01-00030.

Bolt dia 4 hole – 92-120 mm / 5 hole – 98-131 mm.

For 6/8 bolted; see page 26, part.no. 01-00044.



IN USE

Contains these parts:

1. 1090-30-4 - Axle shaft tool, 4 holes
2. 1090-30-5 - Axle shaft tool, 5 holes



1064 Striking tool 5,2kg

Ergonomic slide hammer with 5,2 kg weight. Easy to get that extra force because of the side mounted handle. Very useful for removing the hub and brake disc at the same time. For use with hub set 1066 or adaptor 1068 for our axle shaft tool 1090-30.



1068 Adaptor from 1064 to 1090-30

Adaptor for using the striking tool 1064 with axle shaft tool 1090-30 for removal of wheel hubs.




1066 Hub set for 1064, dismantling

Set for hub removal with striking tool 1064.

Contains these parts:

1. 1090-20-02 - Hub plate 32mm*
2. 1090-20-04 - Hub plate 40mm*
3. 1090-20-06 - Hub plate 45mm*
4. 1090-20-08 - Hub plate 52mm*
5. RES4024 - Flange nut M18
6. RES4030 - Carriage beam M18, 150mm

*Inner Ø 20,25 mm



1091-28 Axle shaft tool, 5 holes, light commercial vehicles


This tool is specially developed for pressing out rusted and glued axle shafts directly on the vehicle. This job only takes 5 min. The holes for the wheel bolts are oval to fit on all light commercial vehicles with 5 holed hubs. With this equipment you avoid heating, splitting of the axle shaft or damage to other parts.

Bolt on to the hub using the cars own wheel bolts, mount the cylinder, start pressing and for extra power fit a punching socket 1086-6 and then hit it with a hammer

Bolt Ø119-172 mm.

Included in set 1091-15 and 02-00008.

Rec. cylinder 03-00028.



04-00007-001 Special bolt nut M16×1,5

Designed to be used with axle shaft tool 1091-28 when pressing axles or rear wheel bearings. Fits Peugeot Boxer, Citroën Jumper, Fiat Ducato, Renault Master and more. (5 pcs needed).



04-00007-004 Special nut M14×2

Designed to be used with axle shaft tool 1091-28 when pressing axles or rear wheel bearings. Fits Ford Transit. (5 pcs needed).



01-00048 Brake disc/rotor puller Ø260 - 330 mm (10 - 13")

Rusted and seized brake discs/rotors are an all too common problem on many car models. Heavy hammering is frequently used to get the disc/rotor off the hub. This is devastating for the wheel bearing and other sensitive parts in the wheel suspension, sometimes even triggering and deploying airbags.

This all new puller will safely and effectively pull the disc/rotor with Ø260 – 330 mm (10 – 13") off the hub with up to 22 Ton. No damage on the wheel bearing or other sensitive parts, quick, easy and safe. The high force is spread out evenly on four positions to minimize the risk of cracking the disc/rotor. If the disc/rotor brakes off, the remaining disc/rotor hub guide can be cut by machine.

In case the fixing plate 01-00041-002 is already available from other tools, 01-00048-030 (See parts in the set pos 3 – 8) can be used for a full function. Storage foam is included in both sets.

Rec. cyl 1090-02-WAL/01-00030.

EU Protected Design - RCD No. 003477090-0001/0002

EU Patent No. EP323553

US Patent No. US 10.532.450


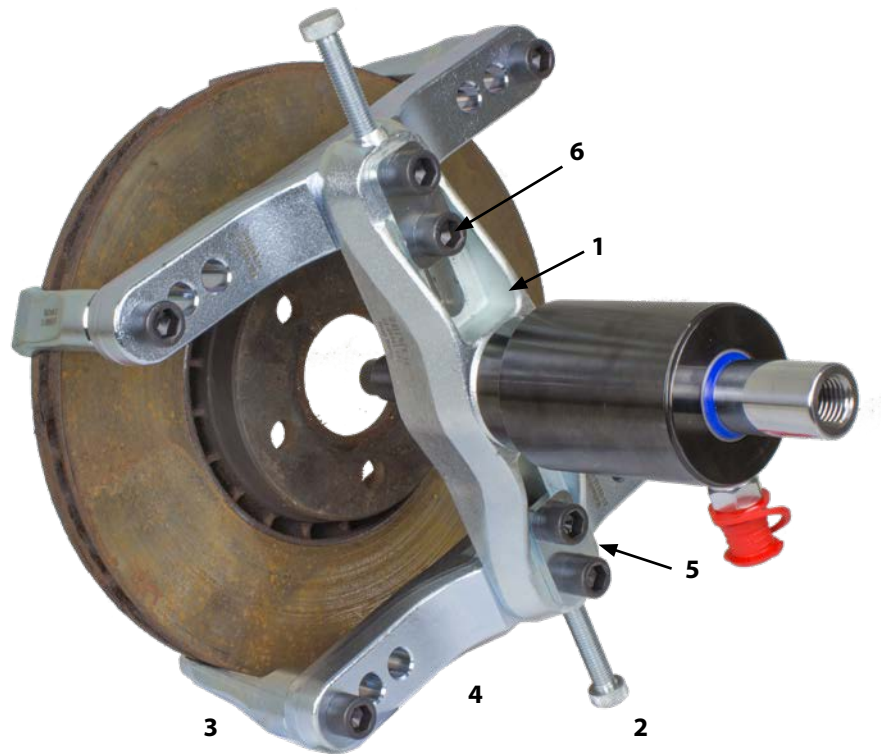
US Design Patent No. US D850.226

EU Protected Design - RCD No. 007749148-0001



Contains these parts:

1. 01-00041-002 - Fixing plate
2. 2 st 01-00018-004 - Screw
3. 4 st 01-00048-001 - Puller arm
4. 2 st 01-00048-002 - Fixing plate
5. 2 st 01-00041-003 - Sliding plate
6. 8 st 01-00041-005 - Screw M14x45
7. 04-00028-011 - Safety strap
8. 04-00023-005 - Foam



01-00048-030

01-00048-100 Extension set brake disc/rotor Up to 22 Ton, max Ø390 mm (15,35")




In use with
01-00048

This add on set is used with 01-00048 brake disc/rotor puller. Presses disc/rotors up to Ø 390 mm (15,35") without destroying the wheel bearings even when the disc/rotor is over 330 mm.

The need can be seen on high performance models from Volvo, BMW, MB, Porsche, Tesla and more.
Also front and rear on US-pickup 150 – 350 and 1500 – 3500, Dodge, Chevrolet, GMC och Ford.

01-00048-031 Press plate Iveco Daily +3,5 T

When pressing the brake disc/rotor off from the hub on Iveco Daily +3,5 T, pressure on to the axle can damage the wheel bearing. The press plate is used as a distance to make pressing on 4 of the 9 brake disc bolts possible when they are threaded in the hub. The full press force will then not affect the axle or damage the wheel bearing, the bolts will transfer the power and safely press of the brake disc/rotor from the hub unit.




1011 Crank for brake disc

Crank for turning the brake disc when using scraper 1012 to clean the outer edge of it from rust.

1012 Scraper for brake disc

Scraper for cleaning the outer edge of brake discs and the position of the brake pads from rust. It's also possible to use crank 1011 for turning the brake disc when cleaning the brake disc.



04-00028-200 Hydraulic ball joint tool Land Rover

8,8 T, 37 – 57 mm, designed for Land Rover L405, L462, L494 & L663

The suspension arms and tie rod end on these models are sometimes extremely stuck in the knuckle.
The tool is designed to prevent the steel socket to be pressed out and at the same time press the coned fitting out.
Often the 8,8 ton and extra hammer effect is needed during max pressure. This tool saves time and prevents any damage on sensitive parts like the ball joint thread and aluminum knuckle.

EU Patent No. EP 3424644
US Patent No. US 10.807.222



The tool is equipped and adapted for jobs on the following Land Rover models:
Range Rover L405, 2013- ...
Discovery 5 L462, 2017- ...
Range Rover Sport L494, 2014- ...
Defender L663, 2020- ...




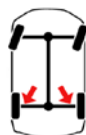
01-00024 Mounting set for BMW drive shafts, hydraulic

The drive shaft is easily mounted using an 8,5 ton hydraulic cylinder that draws the shaft into the right position.

Adaptors of high-strength steel for the shafts with M24x1.5 and M27x1.5 threads are included in the set, these are also available as accessories.

Contains these parts:

1. 01-00024-001 Adaptor for M24x1.5
2. 01-00024-002 Adaptor for M27x1.5
3. RES4027 Carriage beam M22, 250 mm
4. 01-00001-203 Press pipe 44,7 mm
5. 03-00015 Hydraulic cylinder 8,5 ton


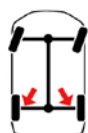


01-00024-010 Mounting set for BMW drive shafts, manual

The drive shaft is mounted manually using an M22 carriage beam and nut that draws the shaft into the right position. Adaptors of high-strength steel for the shafts with M24x1.5 and M27x1.5 threads are included in the set, these are also available as accessories.

Contains these parts:

1. 01-00024-001 Adaptor for M24x1.5
2. 01-00024-002 Adaptor for M27x1.5
3. RES4027 Carriage beam M22, 250 mm
4. 01-00001-203 Press pipe 44,7 mm
5. 01-00024-005 Thrust washer
6. RES4025 Flange nut M22



Wheel bearing sets for light commercial vehicles

See each set for recommended cylinder.

02-00013 Wheel bearing set, front Peugeot Boxer, Citroën Jumper, Fiat Ducato 2007 - Ram Promaster 1500 - 3500

The wheel bearing is replaced directly on the car with minimum dismantling. Most bearings and hubs on these chassis are extremely stuck, they often need the power of 32 ton combined with punching force to be separated. The set cover models from 2007 and newer. This set can easily be complemented with bearing set rear 02-00014.

Rec. cylinder 03-00028.

Contains these parts:

1. 02-00011-002 - Press pipe
2. 1091-17-02 - Press plate
3. 1091-18 - Press ring
4. 1091-17-06 - Holder
5. 1091-17-05 - Bearing plate
6. 1091-17-04 - Bearing plate
7. 1091-17-07 - Hub plate
8. 1091-17-09 - Hub plate
9. 1091-17-08 - Press pipe

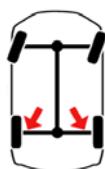


02-00014 Wheel bearing set, rear Peugeot Boxer, Citroën Jumper, Fiat Ducato 2002 - Ram Promaster 1500 - 3500

This set is developed for efficient and powerful removal and replacement of the rear wheel bearing. These models often have problems with stuck and rusted bearings on the rear axle stud. This normally makes the job very complicated without special tools. With this set in combination with the 32 Ton cylinder with hammering function will get the job done quickly and easily directly on the vehicle. Parts from bearing set front 02-00013 need to be used with this set, 1091-17-04 and 1091-17-07. The 5 holed axle shaft tool 1091-28 also fits most light commercial vehicles with 5 wheel studs. Rec. cylinder 03-00028.

Contains these parts:

1. 1091-28 - Axle shaft tool, 5 holes
2. 1090-15-B - Pres socket
3. 1091-15-01 - Adaptor ring



1091-17-01 - Press ring Peugeot Boxer, Citroën Jumper, Fiat Ducato - 2007

To be used in combination with 02-00013 and 1091-17-03 for demounting front hub and wheel bearings on cars year 2007 and older.

Recommended cylinder: 03-00028.



1091-17-03 - Press pipe Peugeot Boxer, Citroën Jumper, Fiat Ducato - 2007

To be used in combination with 02-00013 and 1091-17-01 for demounting front hub and wheel bearings on cars year 2007 and older.

Recommended cylinder: 03-00028.



1091-10 Wheel bearing set, front Ford Transit 2000 -

The wheel bearing is replaced directly on the car with minimum dismantling. Also makes it possible to change a brake disc without dismantling the wheel bearing. **The set covers both sizes of Ford Transit, 78 mm and 87,5 mm.**

Rec. cylinder 03-00028.



Contains these parts:

1. 1090-26-01 - Large press plate, double sided
2. 1090-26-02 - Large press pipe
3. 1091-10-04 - Hub plate*
4. 1091-11 - Hub tool
5. 1091-17-04 - Bearing plate*
6. 1091-17-08 - Press pipe


Note that 1090-26-01 and 1090-26-02 exist as own kit 1090-26.

*Inner Ø 23 mm




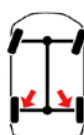
02-00008 Wheel bearing set, rear Ford Transit

Puller set for Ford Transit rear wheel bearing. The tool can also be used in front when pressing out axle shafts from the hub. The nuts in the set are special made to fit Ford Transit M14×2 thread. The puller can be fitted on most five holed hubs, with other or original nuts. Rec. cylinder 03-00028.




Contains these parts:

1. 5 pcs 04-00007-004 - Special nuts M14×2
2. 1091-28 - Axle shaft tool, 5 hole, van

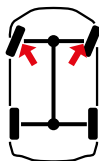


02-00011 Wheel bearing set Iveco Daily 35 2014 –

This set makes it possible to replace the bearing directly on the vehicle with up to 32 ton pressure, total time only 30 – 40 min. ABS sensors, ball-joints etc. are left untouched with the use of a hydraulic cylinder. The specially designed press ring that is mounted behind the hub prevents any severe damage or bending in the wheel knuckle during hub removal. The set can also prepare the lock ring before removing the hub. This set can also be used in a hydraulic garage press. Rec. cylinder 03-00028.



EU Protected Design - RCD No. 003995240-0001/0002



Contains these parts:

- | | |
|-------------------------------|----------------------------------|
| 1. 02-00011-001 - Press ring | 5. 02-00011-005 - Bearing socket |
| 2. 02-00011-002 - Press pipe | 6. 1091-17-02 - Press plate |
| 3. 02-00011-003 - Press plate | 7. 1091-17-05 - Bearing plate |
| 4. 02-00011-004 - Hub plate | 8. 1091-17-08 - Press pipe |


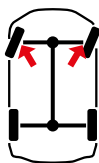


03-00041 Hub puller (111 mm) IVECO Daily 35 - 70

This tool opens up the possibility to remove the hub from the axle, even if it is heavily rusted and seized.

This method simplifies and minimize the labor time severely when replacing the front wheel bearings. No need of cutting the hub or cracking the knuckle in the shop press anymore. Fits models from 2005 - ... with 9 holes in the break disc/rotor.

9 pcs hex bolts for safe removal are included in the set. The tool is used with hydraulic cylinder 03-00028 (32 ton).



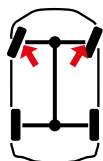
Contains these parts:

- 03-00041-001 - Hub puller
- 9x 09-000145 - Bolt M14x55, 10.9
- RES 1090-01-09 - Press foot

1091-27 Hub puller for Iveco Daily 29-50


Tool for removing the wheel bearing/hub on Iveco Daily models 29-50. Until 2013.

Rec. cylinder 1090-02-WAL/01-00030.



Contains these parts:

- 1091-27-01 - Plate
- 3 pcs 1091-18-03 - Bolt M14x40
- 3 pcs 09-401014000 - Nut M14



1091-22 Wheel bearing set, front

Renault Trafic, Opel Vivaro 2002- & Nissan Primastar

Set for replacing front wheel bearings. The wheel bearing is replaced directly on the car with minimal dismantling.



Rec. cylinder 1090-02-WAL/03-00028/01-00030.

Contains these parts:

1. 1090-20-M - Holder*
2. 1090-20-R1 - Press pipe
3. 1090-20-T18 - Bearing plate 82,9mm*
4. 1090-20-T20 - Bearing plate 87,8mm*
5. 1091-10-04 - Hub plate**
6. 1091-17-02 - Press plate
7. 1091-17-03 - Press pipe
8. 1091-22-01 - Bearing plate 57mm**

*Inner Ø 20,25 mm

** Inner Ø 23 mm



1091-23 Wheel bearing set, front

Renault Master, Opel Movano 2003-2010 & Nissan Interstar


Set for replacing front wheel bearings. The wheel bearing is replaced directly on the car with minimum dismantling.

Rec. cylinder 03-00028.

Contains these parts:

1. 1091-10-04 - Hub plate*
2. 1091-17-02 - Press plate
3. 1091-17-03 - Press pipe
4. 1091-17-04 - Bearing plate*
5. 1091-17-08 - Press pipe
6. 1091-23-01 - Press ring
7. 1091-23-02 - Bearing cup
8. 1091-23-03 - Press plate*
9. 1091-23-04 - Press plate*

*Inner Ø 23 mm



02-00010 Front wheel bearing set

Renault Master Nissan NV400 & Opel Movano 2010 -

Set for replacing front wheel bearings. The wheel bearing is replaced directly on the car with minimum dismantling.


If earlier set 1091-23 is in use, only 02-00010-001 and 1091-18 is required for models after 2010.

Rec. cylinder 03-00028.

Contains these parts:

1. 02-00010-001 - Presssocket
2. 1091-10-04 - Hub plate*
3. 1091-17-02 - Press plate
4. 1091-17-03 - Press pipe
5. 1091-17-04 - Bearing plate*
6. 1091-17-08 - Press pipe
7. 1091-18 - Press ring
8. 1091-23-03 - Press plate*

*Inner Ø 23 mm



02-00020 Bearing set front Light Commercial basic set


NEW!

The wheel bearing is replaced directly on the car with minimal dismantling.

Most bearings and hubs on these chassis are rusted and seized, they often need the power of 32 ton combined with punching force to be separated. The set covers the following models: **Citroën Jumper, Fiat Ducato & Peugeot Boxer from 2007- and newer, Renault Master Nissan NV400 & Opel Movano 2010- and newer, Ford Transit from 2000 and Ram Promaster 1500 - 3500.**


Est.time: 30 - 40 min/side.

Rec. cylinder 03-00028.



Contains these parts:

1. 02-00010-001 - Press socket
2. 02-00011-002 - Press pipe
3. 1091-17-02 - Press plate
4. 1091-18 - Press ring
5. 1091-17-04 - Bearing plate
6. 1091-17-05 - Bearing plate
7. 1091-17-06 - Holder
8. 1091-17-07 - Hub plate
9. 1091-17-08 - Press pipe
10. 1091-17-09 - Hub plate
11. 1091-23-03 - Press plate
12. 1090-26-01 - Large press plate, double sided
13. 1090-26-02 - Large press pipe
14. 1091-11 - Hubtool
15. 1091-10-04 - Hubplate



Parts from 20-00020 used on:

Ford Transit




1091-10



Peugeot Boxer, Citroen Jumper, Fiat Ducato, Ram Promaster




02-00013



Renault Master, Opel Movano, Nissan Interstar



02-00010



The set 02-00020 can easily be upgraded to fit also:

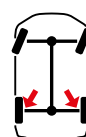
Rear wheel bearing on Citroën Jumper, Fiat Ducato, Peugeot Boxer & Ford Transit with set: 02-00014, 5x 04-00007-004.




02-00014



04-00007-004 (x5)



Front wheel bearing on Iveco Daily 35 from 2014 With items:
02-00011-001, 02-00011-003, 02-00011-004, 02-00011-005.



02-00011-001



-005



-003



-004



04-00024 Hydraulic ball-joint puller/snapper

New, unique design and function for removing the conic bolts on passenger cars and light commercial vehicles with ease. The tool is developed for the new front suspensions with longer conic bolts often fitted in aluminum cones.

These fittings sit harder and are also more fragile than the older steel versions. The press tool has two different heights to choose from, 61 or 73 mm. Stroke 25 mm.

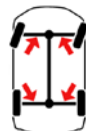
The anvil tool has two different opening sizes, 26 or 32 mm.

Both tools can switch position for superior access in tight areas of the wheel suspension. The hydraulic cylinder presses 4,5 Tons and ensures a safe and problem free removal. To increase safety even further the tool is delivered with a safety strap. This will prevent the tool from falling down during operation.

The tool is used with a 700 bar hydraulic pump 1030 or 1036.

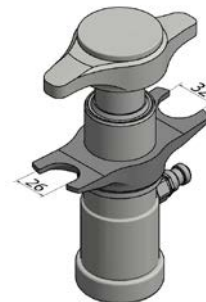
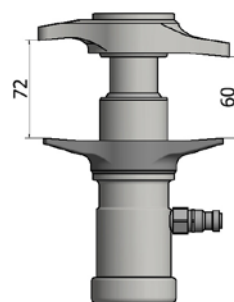
EU Patent No. EP 3424644

US Patent No. US 10.807.222



Contains these parts:

1. 04-00024-021 – Press tool
2. 04-00024-022 – Anvil tool
3. 04-00024-020 – Distance ring
4. 04-00024-011 – Safety strap
5. RES4305 – Cejn nippel 1/8"



Removal and fitting of wheel studs.

Avoid hammering when replacing wheel studs, which would damage the inside of the bearing. The studs can easily be replaced with this new ball-joint puller.

04-00024-050 Support adapter set M10/M12

These support adapters are in many cases needed to avoid damage or bending off thin and long axles that are stuck in the aluminium cone. The adapters will also protect the fragile thread-end area around the torx or hex fitting. This set covers the new Volvo models with aluminum knuckles and stuck long ball or steering joints, Volvo V, S and XC 40 – 90.



Contains these parts:

1. 04-00024-051 - Volvo XC40 2017 - ... - M10×1,5×27,5mm
2. 04-00024-052 - Volvo V, S & XC60 - 90 2016 - ... - M12×1,75×19mm

04-00024-023 Press tool with pins

Developed for pressing out ball-joint and tie rod ends that are locked with a bolt instead of a nut and coned axle. These can get seized and needs to be pressed out. The press tool can be fitted on the cylinder or on the top depending on accessibility on the vehicle. The two different length of the pins (10 & 20mm) increases the flexibility and access on the vehicle.

The pins are replaceable if needed, 04-00024-103 (10 mm), 04-00024-104 (20 mm).



04-00024-024 Anvil tool for extra-long ball-joint pins

Developed for pressing out extra-long ball-joint pins over 72 mm. Chevrolet and GMC are some of the manufacturer that uses longer pins on larger SUV and trucks. The nut is loosened a few coils and are used as a press support for the press ring in this set. The set also contains an extra anvil tool to be used with 04-00024, hydraulic ball joint tool.

1



2



Contains these parts:

1. 04-00024-022

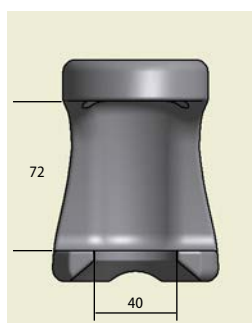
2. 04-00024-110

03-00014-001 Hydraulic ball-joint puller

Press clamp for removing ball-joints on light commercial vehicles – MB Sprinter/ VW Crafter / Ford Transit.

The clamp is specially designed to fit on most ball-joints on light commercial vehicles on the market.

Used with 8,5 ton cylinder 03-00015.



03-00030



Ball-joint and bushing sets

Used with press block 1090-60 and hydraulic cylinder 1090-03, 01-00030 or 1090-02-WAL.

1090-60 Press block


Strong and flexible press block for replacing of ball-joints, bushings and more. Can also be equipped with 1090-60-05 (open side) to become a 1090-69.

Consists of:

1. 1090-60-01 - Plate with thread
2. 1090-60-02 - Plate w/o thread
3. 2 pcs 1090-60-03 - Support rod
4. 4 pcs 1090-60-04 - Bolt M16x40mm



IN USE



Brand specifications for ball-joint tools

| Car model | Part no |
|--|------------------------------------|
| BMW E30, E36 (inner) | 1090-62-01, 1090-62-02, 1090-62-03 |
| BMW E36 outer | 1090-61-01, 1090-61-02, 1090-61-03 |
| MB 124 | 1090-62-01, 1090-62-02, 1090-64-01 |
| MB Sprinter | 1090-66-01, 1090-66-03 |
| MB Sprinter 2007- | 1090-66-08, 1090-66-09, 1090-66-10 |
| Dacia Logan I (2006-2013), Renault Clio III (2006-2013), Renault Grand Scenic I (2003-2009), Renault Laguna I, Renault Megane II, Renault Modus (2005-2013), Renault Senic II | 1090-62-01, 1090-68-01, 1090-68-02 |
| Nissan Interstar, Opel Movano, Renault Master | |
| Upper: | 1090-66-04, 1090-66-06 |
| Lower: | 1090-62-08, 1090-66-04, 1090-66-05 |
| VW T4 | 1090-66-01, 1090-66-04 |
| VW LT 35 | 1090-66-01, 1090-66-03 |
| VW Crafter | 1090-66-08, 1090-66-09, 1090-66-10 |
| Hyundai Trajet, Santa Fe | 1090-66-05, 1090-66-07, 1090-68-01 |

Dismantling suspension arm



04-00024

See info page 34



03-00030

See info page 35

MB Sprinter – VW Crafter – Ford Transit

Used with press block 1090-69 and hydraulic cylinder 1090-03, 01-00030 or 1090-02-WAL.

1090-69 Press block, open plate


Strong and flexible press block for replacing of ball-joints, bushings and more. Can also be equipped with 1090-60-02 to become a 1090-60.

Consists of:

1. 1090-60-01 - Plate with thread
2. 2 pcs 1090-60-03 - Support rod
3. 4 pcs 1090-60-04 - Bolt M16x40mm
4. 1090-60-05 - Plate with open side



IN USE



1090-60-06 Adaptor plate

For mounting in press block 1090-69. The adaptor gives the same measure in the bottom part as the closed press block 1090-60.



IN USE



1090-39 Suspension bushing set, rear for Audi A3, Seat Ibiza, Skoda Fabia & VW Golf IV

Set for replacing the rear suspension bushings quick & easy .
The set is used with a press block 1090-69 instead of using a fragile threaded bolt through the bushing when dismantling.
1090-69 is not included in set.



IN USE



Contains these parts:

1. 1090-39-10 - Press pipe
2. 1090-39-06 - Dismounting cup
3. 1090-39-08 - Mounting cup
4. 1090-39-09 - Mounting ring

| Volkswagen | Audi | Seat | Skoda |
|----------------------|-------------------|-----------------------|-----------------------|
| Beetle (I) 1998-2010 | A3 (8L) 1997-2003 | Ibiza (III) 2002-2009 | Fabia (I) 2002-2008 |
| Bora 1998-2005 | TT 1999-2006 | Leon (I) 1999-2006 | Ocative (I) 1998-2010 |
| Golf (IV) 1997-2008 | | Toledo (II) 1999-2005 | Roomster 2006- |
| Polo (IV) 2002-2012 | | | Rapid 2012- |
| Fox 2003- | | | |

Press tool sets

01-00001 Universal press tool set 1 (set without presslids)

A flexible, well thought-out and very useful set for bushings, ball-joints, certain bearings and more.

The set consists of 24 pc, with sizes ranging from 30,5 to 79,7 mm with small increments. Many of them have two usable sides to increase the number of combinations to 61! An adaptor and a press rod are included to be able to use press block 1090-60. This is very useful when working with bushings and ball-joints without holes. The larger sockets are made to fit bushings like the inner supporting arm bushings on BMW E38/ E39 and Mercedes E/S class. The set is delivered like in the picture with a foam that holds the pieces in place, may also be wall mounted.



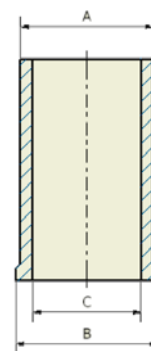
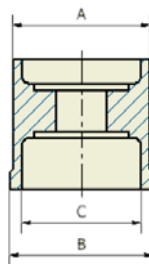
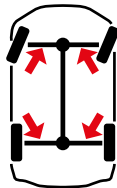
Universal set 1

001-00001-001 – Adaptor plate

01-00001-002 – Adjustable press axle 90mm, M24

| Press pipes art: | Ø A mm | Ø B mm | Ø C mm |
|------------------|--------|--------|--------|
| 01-00001-101 | 40,7 | 42,5 | 35,2 |
| 01-00001-102 | 43,7 | 45,5 | 38,2 |
| 01-00001-103 | 46,7 | 48,5 | 41,2 |
| 01-00001-104 | 49,7 | 51,5 | 44,2 |
| 01-00001-105 | 52,7 | 54,5 | 47,2 |
| 01-00001-106 | 55,7 | 57,5 | 50,2 |
| 01-00001-107 | 58,7 | 60,5 | 53,2 |
| 01-00001-108 | 61,7 | 63,5 | 56,2 |
| 01-00001-109 | 65,7 | 67,5 | 60,2 |
| 01-00001-110 | 69,7 | 71,5 | 64,2 |

| Press pipe art: | Ø A mm | Ø B mm | Ø C mm |
|-----------------|--------|--------|--------|
| 01-00001-201 | 38,7 | 44,7 | 30,5 |
| 01-00001-202 | 41,7 | 44,7 | 34 |
| 01-00001-203 | 44,7 | 44,7 | 37,2 |
| 01-00001-204 | 47,7 | 55 | 40,2 |
| 01-00001-205 | 50,7 | 55 | 43,2 |
| 01-00001-206 | 53,7 | 55 | 46,2 |
| 01-00001-207 | 56,7 | 55 | 49,2 |
| 01-00001-208 | 59,7 | 70 | 52,2 |
| 01-00001-209 | 62,7 | 70 | 55,2 |
| 01-00001-210 | 65,7 | 70 | 58,2 |
| 01-00001-211 | 68,7 | 70 | 61,2 |
| 01-00001-212 | 71,7 | 70 | 64,2 |
| 01-00001-213 | 75,7 | 75,7 | 68,2 |
| 01-00001-214 | 79,7 | 79,7 | 72,2 |

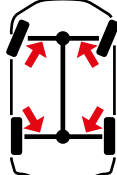


"We replaced the bushing on a BMW in the rear axle differential bracket. The technicians got a very good impression of how quick and ergonomic the WALLMEK tools are used. The technician dismantled the bushing faster than the warehouse people could find the new bushing!"

-Vilnius Bosch car service, Lithuania

01-00003 Universal press tool set 3

The set contains the press details from universal set 01-00001 and press lid set 01-00001-400. Further details about measures and sizes can be found in these set's separate information. Delivered complete with a foam 01-00001-003 for easy use and storage, measure: 290x415mm. The set can be used in press the frame 1090-69 or with pulling rod M10, M12 and M14, or directly in the shop press.




01-00001-400 Press lid set

This set contains five different press lids to cover the sizes of the press tubes in universal set 01-00001. The snap ring in each press lid holds the press tube in place. This makes the job with bushings and balljoints a lot easier. The lids can be used with pulling rods in combination with the press tubes. They can also be used in a press frame with the press axle that are included in universal set 01-00001. The many new possibilities makes this set a great add on to 01-00001.



When used with a pulling rod the lid is used as a stop for the nut. The press tube is locked in the lid for easy operation. Can be used with pulling rods with size M10, M12 and M14.

Press axle 01-00001-002 (incl in set 01-00001) locks in to the press lid. The lid locks on to the press tube, easy and simple to use.



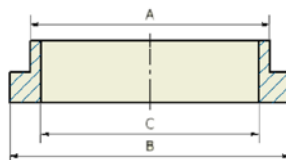
Contains these parts:

1. 01-00001-401 – Press lid 45 mm
2. 01-00001-402 – Press lid 55 mm
3. 01-00001-403 – Press lid 70 mm
4. 01-00001-404 – Press lid 76 mm
5. 01-00001-405 – Press lid 80 mm

01-00002 Universal press tool set 2

A well thought-out and very useful set that is used with 01-00001 for even greater flexibility. The set consists of 10 different press rings with sizes ranging from 52,2 to 81,2 mm in small increments, an open bottom part for press block 1090-60 and an adaptor plate that makes it possible to use Wallmek's other ball-joint tools in the open press block. It is very useful when working with bushings and ball-joints without holes.

The set is delivered as shown in the picture with a foam that holds the pieces in place.



01-00002 Universal set 2

1090-60-05 Plate, open

| Press ring | Ø A mm | Ø B mm | Ø C mm |
|--------------|--------|--------|--------|
| 01-00001-301 | 59 | 70 | 52,2 |
| 01-00001-302 | 62 | 70 | 55,2 |
| 01-00001-303 | 65 | 70 | 58,2 |
| 01-00001-304 | 68 | 70 | 61,2 |
| 01-00001-305 | 71 | 90 | 64,2 |
| 01-00001-306 | 74 | 90 | 67,2 |
| 01-00001-307 | 77 | 90 | 70,2 |
| 01-00001-308 | 80 | 90 | 73,2 |
| 01-00001-309 | 84 | 90 | 77,2 |
| 01-00001-310 | 88 | 90 | 81,2 |


01-00002-001 Foam

1090-60-06 Adaptor

1090-60-05 Plate with open side

1090-60-10 Set with two support rods, 275 mm

To be used with press frame 1090-60 and 1090-69 when universal bushing set 01-00003 or 01-00001 are used without pulling rod/carriage beam. Contains 2 pcs 1090-60-07.



01-00001-004 Adjustable press rod 95 mm M22

The press rod makes it possible to use the 8,5 ton hydraulic cylinder 03-00015 (M22) with the universal set 01-00001. This combination can be used with the following press frames: 1090-60, 1090-69 for smaller bushings or ball joints. The O-ring fitting locks the socket to the axel for easier handling.



01-00043 Adjustable press rod 170 mm M22, Klann adapter

The press rod makes it possible to use the 8,5 ton hydraulic cylinder 03-00015 (M22) with Klann press sockets. This combination can be used with the following press frames: 1090-60, 1090-69 for smaller bushings or ball joints.



Used with cylinders 01-00030, 1090-02-WAL or 1090-03.

01-00022 Bushing set for replacement of the front bushing on the rear trailing arm on Volvo S60, S80, V60, V70, XC60 and XC70 2007- Ford Mondeo, S Max, Galaxy 2007-

Using the tool the rear suspension bushing can be replaced directly on the vehicle with a minimum of dismantling. Only takes 30 minutes per side. The exposed position of the bushing results in rust and difficulty in removing, the recommended cylinders are from 14 - 22 ton and are screwed in to the press block.

Do not load the block or bushing with more than 16 ton!!



Contains these parts:

1. 01-00022-020 - Press fixture
2. 01-00022-003 - Press pipe
3. 01-00022-004 - Thrust washer
4. 01-00022-005 - Adaptor ring
5. 1090-60-01 - Plate with thread
6. 2 x 1090-60-04 - Bolt M16x40mm

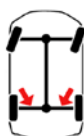


01-00022-010 Bushing set for existing blocks

When press block 1090-60 or 1090-69 is already owned, 01-00022-010 can be ordered instead. The threaded block section is then fitted on the tool to be used, see 01-00022.

Contains these parts:

1. 01-00022-020 - Press fixture
2. 01-00022-003 - Press pipe
3. 01-00022-004 - Thrust washer
4. 01-00022-005 - Adaptor ring




IN USE




1090-69-20-B Supporting arm bushing set, rear Volvo V50/S40/C30 2004 -, Ford Focus 1999 -, Mazda 3 2003 – 2013, Ford Kuga 2008 -

Set for quick replacement of front bushing in rear supporting arm. Est.time: 20 min/side.
This version also covers Ford Kuga 2008 -.
The set is used with bushing set 01-00022 or press block 1090-69.



Contains these parts:

1. 1090-69-21 - Dis-/mounting socket
2. 1090-69-22 - Mounting plate
3. 1090-69-23 - Holding ring
4. 1090-69-24 - Press plate
5. 1090-69-25 - Mounting socket
6. 1090-69-26 - Holding ring



IN USE

Pressfixture 01-00022-020

Used with press block 1090-55 and hydraulic cylinder 1090-03, 01-00030, 1090-02-WAL or 03-00015.

1090-55-C Pressbygel max 18 ton

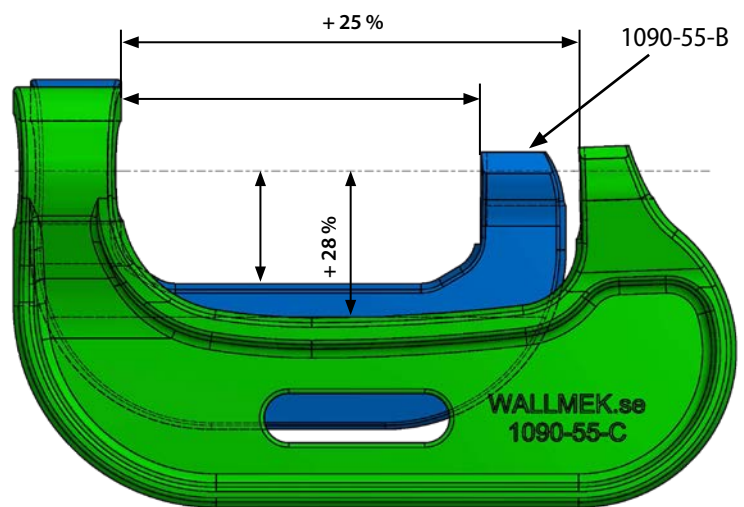
Forged press clamp for quick ball joint jobs and more.

NEW DESIGN!

Updated and improved version that replaces press clamp 1090-55-B, now with 40mm longer and 14mm deeper internal measure for increased usage. The special design and steel quality allows press forces of up to 18 Ton with no extra reinforcement. Easy to grip and handle, the opening in the back can be used as a handle. The C- press clamp is used with the following sets for ball joint replacement: Mercedes 211, 1090-54-10, 1090-54-11 and Ford Transit, 02-00009. Weight 6,5 kg. Rec cylinder 1090-03/01-00030/03-00015.



IN USE



02-00009 Ball-joint set Ford Transit 2000-

A set for quick and easy replacement of ball-joints on Ford Transit. The work is made directly on the car with a minimum of dismantling.



Contains these parts:

1. 02-00009-001 press pipe
2. 02-00009-002 Lid
3. 02-00009-003 Mounting socket
4. 02-00009-004 Dimounting socket




IN USE



1090-54-10 Ball-joint set for MB 211 & 220

Set for replacing ball-joints on Mercedes-Benz 211 and 220.
 No need for removing brake components or reprogramming the onboard computer.



Contains these parts:

1. 1090-54-03 - Press socket MB 211, 220
2. 1090-54-04 - Mounting socket MB 211, 220
3. 1090-54-05 - Dismounting socket MB 211, 220
4. RES 1090-01-12 - Adjustable press rod 132mm, M24

1090-54-11 Sway bar ball-joint set for MB 211 & 220

Set for replacing sway bar ball-joints on Mercedes-Benz 211 and 220. The only parts you have to remove is the sway bar itself. No need for removal of shock absorbers or lower slewing bracket fittings.



1



2



Contains these parts:

1. 1090-54-01 - Press socket MB 211, 220
2. 1090-54-02 - Press socket MB 211, 220

1090-54-06 Ball-joint dismounting socket for Mercedes-Benz ML

Socket for removing ball-joints on Mercedes-Benz ML.
 Is used with 1090-54-10.




1090-54-12 Suspension arm bushing set, rear for Mercedes Benz C, E and S class

Set for replacing of rear, lower bushing in rear suspension arm.



Contains these parts:

1. 1090-54-12-001 - Dismounting socket
2. 1090-54-12-002 - Mounting socket
3. 1090-54-12-003 - Press pipe
4. 1090-54-12-004 - Holding ring, mounting
5. RES4021 - Flange nut M14
6. RES4016 - Carriage beam M14, 250mm
7. RES4010 - Adaptor M22-M14



01-00009 Silent bushing set rear BMW E60-65 & E90, complete set

Set for replacing rear silent bushings on (5, 6, and 7 ser) and (1 and 3 ser). No need for dismantling of anything other than the bushings own bolts.



Contains these parts:

- | | | |
|-----|--------------|------------------------------|
| 1. | 1090-18-E5 | Press pipe Touring |
| 2. | 1090-18-E6 | Press plate Touring |
| 3. | 1090-18-D5 | Mounting plate E38 & E39 |
| 4. | 1090-15-B | Press socket |
| 5. | 1090-15-C | Press plate |
| 6. | 1090-15-B3 | Holding ring E32 & E34 |
| 7. | 1090-14-B6 | Holding ring |
| 8. | 1090-14-D6 | Mounting plate |
| 9. | RES4026 | Carriage beam M18/M22, 250mm |
| 10. | RES4029 | Carriage beam M18/M22, 180mm |
| 11. | 01-00009-001 | Mounting ring |
| 12. | 01-00009-002 | Holding ring |
| 13. | 01-00009-003 | Threaded plate |
| 14. | 01-00010-001 | Threaded plate |
| 15. | 01-00010-002 | Press plate |
| 16. | 01-00010-003 | Holding ring |
| 17. | 01-00010-004 | Mounting ring |
| 18. | 01-00011-001 | Threaded plate |
| 19. | RES4010 | Adaptor M22-M14 |
| 20. | RES4016 | Carriage beam M14, 250mm |
| 21. | 1090-15-D | Holding plate E32 & E34 |



01-00009-101 Silent bushing set,


Included in 01-00009. Add on set for BMW E60-65 and E90.
Use with 1090-14-10, 1090-15, 1090-18 and 1090-19.

- | | | |
|-----|--------------|--------------------------|
| 11. | 01-00009-001 | Mounting ring |
| 12. | 01-00009-002 | Holding ring |
| 13. | 01-00009-003 | Threaded plate |
| 14. | 01-00010-001 | Threaded plate |
| 15. | 01-00010-002 | Press plate |
| 16. | 01-00010-003 | Holding ring |
| 17. | 01-00010-004 | Mounting ring |
| 18. | 01-00011-001 | Threaded plate |
| 19. | RES4010 | Adaptor M22-M14 |
| 20. | RES4016 | Carriage beam M14, 250mm |
| 21. | 1090-15-D | Holding plate E32 & E34 |

BMW E60

IN USE

BMW E90



Used with cylinders 01-00030 or 1090-02-WAL.

1090-15 Silent bushing set, rear for BMW E28, E30, E32 & E34

Set for replacing rear silent bushings. No need for dismantling of the rear axle.

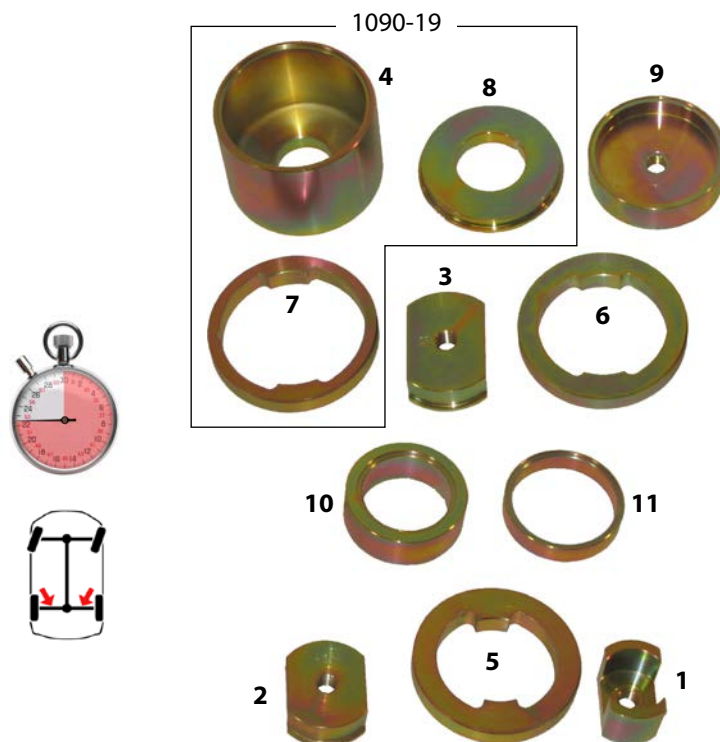
1090-19 Used with 1090-18 for E38 and E39.

Contains these parts:

1. 1090-15-A1 - Threaded plate E30
2. 1090-15-A2 - Threaded plate E28
3. 1090-15-A3 - Threaded plate E32 & E34
4. 1090-15-B - Press socket (included in 1090-19)
5. 1090-15-B1 - Holding ring E30
6. 1090-15-B2 - Holding ring E28 (included in 1090-19)
7. 1090-15-B3 - Holding ring E32 & E34 (included in 1090-19)
8. 1090-15-C - Press plate
9. 1090-15-D - Holding plate E32 & E34
10. 1090-15-D1 - Mounting ring E30
11. 1090-15-D2 - Mounting ring E28

Used with following (not included):

- RES4010 - Adaptor M22-M14
RES4016 - Carriage beam M14, 250 mm




1090-18 Silent bushing set, rear for BMW E38 & E39, including touring

Set for replacing rear silent bushings on BMW E38 and E39, including touring. (use with set 1090-15 or 1090-19). No need for removing anything other than the bushings own bolts.

Contains these parts:

1. 1090-18-A5 - Threaded plate
2. 1090-18-B5 - Holding ring
3. 1090-18-D5 - Mounting plate E38 & E39
4. 1090-18-E5 - Press pipe Touring
5. 1090-18-E6 - Press plate Touring
6. RES4026 - Carriage beam M18/M22, 250mm
7. RES4029 - Carriage beam M18/M22, 180mm




1090-14 Silentbushing set, rear for BMW X5, E53

Set for replacing rear silentbushings on BMW X5, E53.

1090-14-10 Used with 1090-18 for X5, E53 silent bushing.


Contains these parts:

1. 01-00011-001 - Threaded plate (included in 1090-14-10)
2. 1090-14-B6 - Holding ring (included in 1090-14-10)
3. 1090-14-D6 - Mounting plate (included in 1090-14-10)
4. 1090-15-B - Press socket
5. 1090-15-C - Press plate
6. 1090-18-E5 - Press pipe Touring
7. 1090-18-E6 - Press plate Touring
8. RES4026 - Carriage beam M18/M22, 250mm



01-00051 Bushing set BMW 1, 2, 3 och 4 serie, lower knuckle bushing rear

NEW!



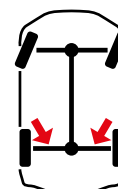
A bushing set for quick replacement of the lower knuckle bushing rear on:

BMW **1 ser** 04 - 19
BMW **2 ser** 12 - 19
BMW **3 ser** 05 - 19
BMW **4 ser** 12 - 19
BMW **X1** 05 - 15
BMW **X3** 09 - 17
BMW **X4** 13 - 18.

The set is designed to do the bushing job with hydraulic cylinder 01-00030 or 1090-02-WAL directly on the car, no time-consuming demounting is needed. The extended press tube makes access possible for the cylinder behind the brake shield and suspension arms.

Delar i satsen:

1. 01-00051-001 - Presstube
2. 01-00051-002 - Presshylsa
3. RES4010 - Adaptor M22-M14
4. RES4016 - Carriage beam M14, 250mm
5. RES4021 - Flange nut M14




1090-16-10 Ball-joint/bushing set lower rear BMW E38/39/60/63/64/65/66/52/53

The steel bushing is replaced directly on the car. The Brake disc etc do not need to be removed.

Contains these parts:

1. 1090-16-C1 - Tryckhylsa E38 & E39
2. 1090-16-C2 - Tryckhylsa E38 & E39
3. 1090-16-C3 - Mothållshylsa E38 & E39
4. RES4010 - Adapter M22-M14
5. RES4016 - Dragstång M14, 250mm
6. RES4021 - Kragmutter M14





IN USE



01-00014 Rear axle bushing set Hyundai Santa Fe 2006-2012


Set for replacement of all four bushings in the rear axle.
The job is made directly on the car with hydraulic power.
The rear axle is lowered with help of a gear box lift for easy access to the bushings.



IN USE

Parts in set

1. 01-00014-001 - Press pipe
2. 01-00014-002 - Press plate
3. 01-00014-003 - Dismounting plate
4. 01-00014-004 - Press plate
5. 01-00014-005 - Mounting plate
6. 01-00014-006 - Dismounting plate
7. 01-00014-009 - Dismounting ring
8. 1090-20-R1 - Press pipe


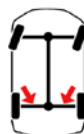


1090-37-10 Supporting arm bushing set, rear bushings & sub frame bushings for Opel Vectra & Saab 9-5

Set for quick exchanging of rear bushings in rear supporting arm (4pcs).
The job is done without removal of any supporting arms.
For better access used cylinder 01-00030.

Contains these parts:

1. 1090-37-BL1 - Press socket, dismounting
2. 1090-37-BL2 - Press socket, mounting
3. 1090-37-BL3 - Holding ring, mounting
4. 1090-37-SU4 - Press pipe
5. RES4011 - Adaptor M22-M12
6. RES4015 - Carriage beam M12, 250mm




1091-13 Slewing bracket bushing set, front Ford Transit

Set for replacing of the rear bushing in the front slewing bracket.

Contains these parts:

1. 1091-13-01 - Press socket
2. 1091-13-02 - Press pipe
3. RES4010 - Adaptor M22-M14
4. RES4016 - Carriage beam M14, 250mm
5. RES4021 - Flange nut M14



1062-01 Control arm bushing set, front VW, Audi, Seat, Skoda


Set for replacing of the rear bushing of the front control arm.
This set is for manual use.



01-00023 Bushing set for replacement of gear box supporting bushing in front sub frame VW, Seat, Skoda, Audi

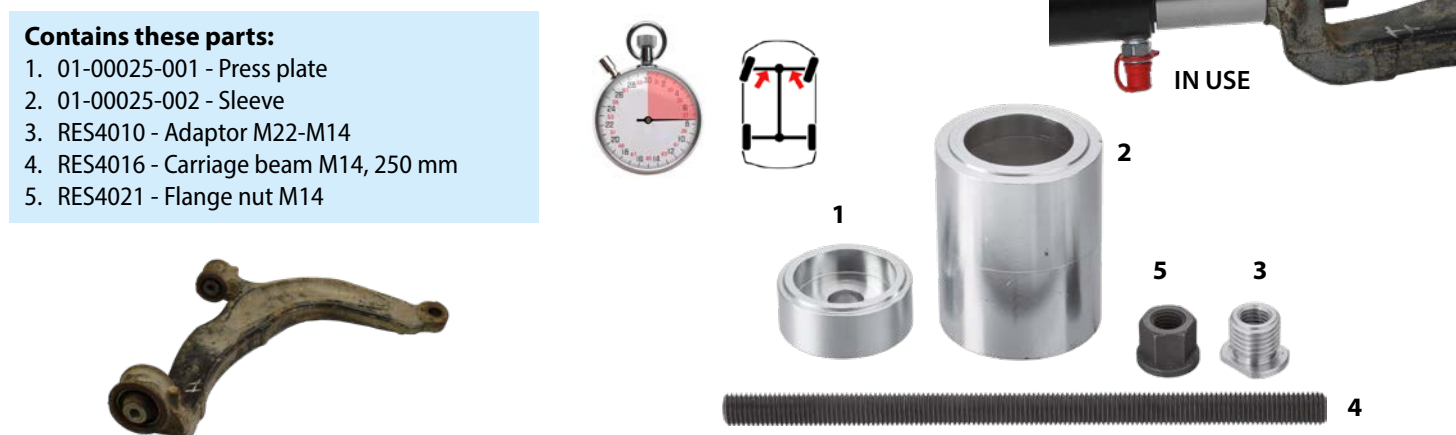
VW: Caddy III (2004-2010), Eos (2006-), Golf V (2003-2009), VI (2008-), Scirocco (2005-), Jetta III (2005-2010), Passat (2005-2010), Tiguan (2007-), Touran (2003-). SEAT: Altea (2004-), Leon (2005-), Toledo (2004-2009). SKODA: Octavia (2004-2010). AUDI: A3 (2005), TT (2006-2010).

The set is used in the garage press due to limited access under the vehicle.
With this set the bushing in the engine supporting bushing in front sub frame is replaced quick and easy.



01-00025 Bushing set rear in front support arm VW T5

Replacement is carried out directly on the vehicle with a minimum of dismantling.
A basic set that gives great time savings, labour time about 15 minutes.



Wallmek - The original since 1978

Innovative high-quality tools
will help improve your business,
copies will not.

Behind all innovative tools
are hundreds of hours with
testing and development.
This way ideas come to
life, to make the job
easier and maximise
your productivity.

By choosing products
from copy companies
you also reduce your own
shops safety and productivity in
the long run. Quality and safety are
the most important in a tool, bad tools
will not payoff before breaking down.

We need to patent and protect our products
to help your business grow even when
others try to look like us. Thank you for
pointing out destructive, dangerous
copies and copy companies in
our normally innovative tool
community.

WALLMEK in Kungälv



Hydraulic cylinders

01-00030 Hydraulic cylinder 18 ton

18 tons compact and light hydraulic cylinder, with pressing and pulling action and automatic piston return.

Designed for everyday use in auto repair shops.

Can be used with all of our passenger car tools and carriage beams

M10-M22 with the proper adaptor.

The cylinder's hydraulic pressure can be combined with punching force when using the punching socket 1086-6. For example when pressing a rusted axle shaft. Weight: 2,8 kg
Stroke: 50 mm. **Automatic return.**

EU Patent No. EP 3156179

US Patent No. US 10.047.772



Contains these parts:

1. 01-00030-001 - Hydraulic cylinder 18 ton
2. RES 4306 - Hydraulic quick coupling
3. RES 4026 - Carriage beam M18/M22, 250mm
4. RES 1090-01-09 - Press plate M24x3
5. RES 4024 - Flange nut M18
6. 1086-6 - Punching socket M22x2,5
7. RES 1090-01-10 - Adjustable press rod 100mm, M24
8. RES 1090-01-12 - Adjustable press rod 132mm, M24
9. 01-00030-005 - Press rod
10. 09-1090-01-11 - Thread protection cap (1 1/2")

1090-02-WAL Hydraulic cylinder 22 ton

22 tons pressing and pulling hydraulic cylinder in a compact size with automatic piston return. Designed for everyday use in auto repair shops.

Can be used with all of our passenger car tools and carriage beams M10-M22 with the proper adaptor. The cylinder's hydraulic pressure can be combined with punching force when using the punching socket 1086-6. For example when pressing a rusted axle shaft. Weight: 4,7 kg. Stroke: 70 mm. **Automatic return.**




Contains these parts:

1. 1-1090-02 - Hydraulic cylinder 22 ton
2. 1086-6 - Punching socket M22x2,5
3. RES 1090-01-09 - Press plate M24x3
4. RES 1090-01-10 - Adjustable press rod 100mm, M24
5. 09-1090-01-11 - Thread protection cap (1 1/2")
6. RES 1090-02-04 - Press axle 151mm, M24x3
7. RES 1090-05-02 - Adjustable press rod 109mm, M24
8. RES4024 - Flange nut M18
9. RES4026 - Carriage beam M18/M22, 250mm
10. RES4306 - Hydraulic quick coupling, male

1090-03 Hydraulic cylinder 14 ton

14 tons pressing hydraulic cylinder in a very compact size. Designed for everyday use in auto repair shops. Specially designed to use with press blocks 1090-55-C, 1090-60 and 1090-69. Weight: 2,5 kg. Stroke: 55 mm.

Automatic return.




Contains these parts:

1. 1-1090-03 - Hydraulic cylinder 14 ton
2. RES 1090-01-10 - Adjustable press rod 100mm, M24
3. RES4306 - Hydraulic quick coupling, male

03-00015 Hydraulic cylinder 8,5 ton

A very compact cylinder for pressing and pulling. The cylinder comes with an adjustable press rod and a punching socket. This cylinder is very flexible and easy to use even in tight spaces. Specially designed to be used with 03-00014-001 and 03-00005-001. Weight: 1,8 kg. Stroke: 25 mm. **Automatic return.**



Contains these parts:

1. 03-00015-001 - Hydraulic cylinder 8,5 ton
2. 03-00015-006 - Punching socket with o-ring
3. 03-00015-012 - Adjustable press rod 100mm, M22
4. RES4305 - Hydraulic quick coupling, male, 1/8"

03-00028 Hydraulic cylinder 32 ton

32 tons pressing and pulling hydraulic cylinder.

Designed for everyday use in auto repair shops.

Primarily for use with our wheel bearing tools for light commercial vehicles and trucks.

Can be used with carriage beams M10-M22 with the proper adaptor. The cylinder's hydraulic pressure can be combined with punching force when using punching socket 1086-6 or punching nut 1091-17-M22. Weight: 8,2 kg. Stroke: 112 mm.

Automatic return.



Contains these parts:

1. 03-00028-001 - Hydraulic cylinder 32 ton
2. RES 1090-05-02 - Adjustable press rod 109mm, M24
3. RES 1090-05-04 - Thread protection cap (2 1/2")
4. RES4025 - Flange nut M22
5. RES4027 - Carriage beam M22, 250mm
6. 01-00031-022 - Punching nut M22
7. 1086-6 - Punching socket M22
8. RES4306 - Hydraulic quick coupling, male

01-00031 Punching nut

When punching force is needed for pulling with our hydraulic cylinders. Useful for hubs and wheel bearing removal. M18 version can also be used with the manual carriage beam 01-00020. Depending on hammer size, the extra force is similar as 2,5 – 3,5 times more power than the cylinder power itself.

Available in the following dimensions:

01-00031-018 Punching nut M18

01-00031-020 Punching nut M20

01-00031-022 Punching nut M22



1086-6 Punching socket M22

To be used on the piston side of the cylinder when pressing out axle shafts etc. The punching socket allows striking by a hammer in the cylinders press direction. Depending on hammer size, the extra force is similar as 2,5 – 3,5 times more power than the cylinder power itself.



03-00015-020 Press foot M22

Fits the press side of the 8,5 Ton hydraulic cylinder 03-00015-020.

The press plate can be used instead of the adjustable press axle delivered with the cylinder.



04-00021 Cylinder holder Ø65-100 mm

Developed for use with the following cylinders; 1090-02-WAL, 1090-03 and 03-00028/ 01-00030.

The holder is designed for use on the cylinders with hand held use and for use on a floor stand or gear box lift. Adjusting and locking the cylinder is very easy and flexible for simple use. Also other cylinder brands and types from Ø65 – 100 mm can be mounted in the holder.

Fit's gearbox lift and floor stand with axle measure from 25/30 mm.



1



2



3



4



Contains these parts:

04-00021-001 - Holder without clamps

04-00021-013 - Clamp Ø70 mm

04-00021-014 - Clamp Ø85 mm

04-00021-015 - Clamp Ø100 mm

Use with cylinder:

1090-01 (16 T)

1090-02 (22 T)

1090-03 (14 T)

03-00028 (32 T)

01-00030 (18 T)



Hand held



Gearbox lift and floor stand

01-00020 Carriage beam set manual wheel bearing replacement

Carriage beam set for manual use of wheel bearing tools. The set is used by hand or with an impact air gun. It's designed for the following tool sets: 01-00035, 1090-20, 1090-25, 1090-26, 1090-27, 01-00041, 01-00026, 01-00027, 01-00037 and 01-00038. For more frequent work we recommend using our hydraulic cylinders instead.




Contains these parts:

1. 01-00020-001 - Carriage beam M18, 330mm with nut
2. 01-00020-002 - Plate 19x45x5
3. 01-00020-003 - Press plate
4. RES4024 - Flange nut M18

01-00020-100 Press plate, adaptor for 01-00035

Option for the manual carriage beam set 01-00020. The press plate makes it possible to use the front wheel bearing set 01-00035 also for manual use, without hydraulic.



01-00039 Manual press rod set

The set comes with four different press axles for adaptation with the different tool sets. All parts are dimensioned and designed for use with ½" impact gun, ratchet or wrench with 27 mm. The real power is up to 15 ton, it's to be compared with the 8 Ton that can be measured with a normal grease spindle on the market. The threads, harder material and the special bearing make it possible to use a ½" impact gun with up to 1000 Nm without damaging the tool. For frequent jobs on ball-joints, bushings and axle shafts our hydraulic cylinders from 8,5 – 22 ton is recommended.

01-00039 can be used with the tools bellow.



01-00039 with 01-00022 on Volvo V70



Contains these parts:

1. 01-00039-001- Press rod M30
2. 01-00039-002- Adaptor 1 ½" – M30
3. 4 pcs 01-00039-003- Washer Ø 18,8 x 3 mm
4. 01-00039-010 - Press axle 50 x Ø 19 mm
5. 01-00039-011- Press axle 85 x Ø 19 mm
6. 01-00039-020 - Press axle 56 x Ø 24 mm
7. 01-00039-021- Press axle 100 x Ø 24 mm
8. 09-874-3010 - Lithium grease



Adaptors for other tool systems

1. **1068-04** Adaptor 1 ½" to 2 ¼" – 14UNS (Klann thread)
2. **1068-05** Adaptor 1 ½" to G2 ½" – 11 (16 and 22 ton cylinder - 32 tons cylinder thread)
3. **1068-06** Adaptor 2 ¼" – 14UNS (Klann thread) to 1 ½"
4. **1068-07** Adaptor 1 ½" to M55x1,5 (Volvo thread)
5. **1068-08** Adaptor 1 ½" to M68x2 (Paschke thread)
6. **1068-09** Adaptor M68x2 (Paschke thread) to 1 ½"
7. **1068-10** Adaptor 2 ¾" – 16UNS G2 ½" (Klann thread) to 2 ½"
8. **1068-11** Adaptor 2 ¾" – 16UNS G1 ½" (Klann thread) to 1 ½"

1090-32 Carriage beam, flange nut & adaptor set

Set of carriage beams, flange nuts and adaptors.

Contains these parts:

1090-32-10



RES4014

Carriage beam M10, 150 mm in 12.9 quality.



RES4012

Adaptor M22 → M10



RES4023

Flange nut M10

1090-32-12



RES4015

Carriage beam M12, 250 mm in 12.9 quality.



RES4011

Adaptor M22 → M12



RES4022

Flange nut M12

1090-32-14



RES4016

Carriage beam M14, 250 mm in 12.9 quality.



RES4010

Adaptor M22 → M14



RES4021

Flange nut M14

1090-32-18



RES4026

Carriage beam M18/M22, 250mm in 12.9 quality.



RES4024

Flange nut M18

1090-32-22



RES4027

Carriage beam M22, 250mm in 12.9 quality.



RES4025

Flange nut M22

04-00008-001 Carriage beam M10, 1000 mm

Produced in 12.9 Quality, also available for order in 500mm lengths.

04-00008-002 Carriage beam M12, 1000 mm

Produced in 12.9 Quality, also available for order in 500mm lengths.

04-00008-003 Carriage beam M14, 1000 mm

Produced in 12.9 Quality, also available for order in 500mm lengths.

04-00008-004 Carriage beam M22, 1000 mm

Produced in 12.9 Quality, also available for order in 500mm lengths.

04-00008-005 Carriage beam M18, 1000 mm

Produced in 12.9 Quality, also available for order in 500mm lengths.

04-00008-007 Carriage beam M27, 1000 mm

Produced in 10.9 Quality, also available for order in 500mm lengths.

1090-32-20



RES4042

Carriage beam M22/M20, 300 mm in 12.9 quality.



RES4043

Flange nut M20



RES4036

Carriage beam M27, 330 mm in 10.9 quality.



RES4035

Flange nut M27



RES4037

Carriage beam M27, 500 mm in 10.9 quality.



RES4008

Adaptor M27 → M24



RES4039

Adaptor M27 → M22



RES4009

Adaptor M22 → M18



1030 Hydraulic foot pump

Hydraulic foot pump 700 bar for use with all our hydraulic cylinders. 2,2 m hose and drip-free quick coupling. Oil tank volume 0,75 litres.

Contains these parts:

1. 1-1030 - Hydraulic foot pump
2. RES 1030-02 - Hydraulic hose for 1030 & 1035
3. RES4304 - Hydraulic quick coupling, female



04-00020 Hydraulic oil 1 L

High quality hydraulic oil, optimal for Wallmek's hydraulic tools and pumps. Regular hydraulic oil change and correct volume increases the operation time of the components.



04-00016 Pressure gauge for hydraulic pumps 1030 and 1035

Complete kit with coupling and nipple for connecting directly to any Wallmek hydraulic pumps. The hydraulic cylinders manual includes a chart that shows the maximum oil pressure in bars for each different carriage beam.




1036 Pneumatic, variable hydraulic pump



Pneumatic driven hydraulic pump with variable speed for better control. Max pressure 700 bar for use with all our hydraulic cylinders. The pump is delivered with a pressure gauge and 2,2 m hose and drip-free quick coupling. Oil tank volume 1,3 litres.

Contains these parts:

1. 1-1036 - Pneumatic, variable hydraulic pump
2. RES 1030-02 - Hydraulic hose for 1030, 1035 & 1036
3. RES4304 - Hydraulic quick coupling, female



04-00015 Safety cover with catch strap

Additional item for hydraulic operation directly on the car. Prevents damage if parts brakes or falls down.

20-03001 Power source manual

Manual press and pull set made for ½ impact machine. This set is perfect if the jobs are less frequent. A pump and cylinder can be added when more power is needed and the jobs get more frequent.

Includes sets: **01-00020**, **01-00020-100** and **01-00039**.



20-03002 Power source hydraulic manual

Hydraulic powered set with a light weight 18 Ton push and pull cylinder and a manual pump for flexible use. Accurate feeling by pumping with feet, no need for pressure.

Includes: **1030** and **01-00030**



20-03003 Power source hydraulic pneumatic

Air operated hydraulic powered set with a light weight 18 Ton push and pull cylinder and a pneumatic quality pump. A pressure gauge makes it easy to see the power being used.

Includes: **1036** and **01-00030**



HSC2018 Hydraulic spring compressor

New version with three functions!

This unique spring compressor is designed to be a helpful and efficient tool when working with wheel suspensions. With unique adjustment possibilities and special jaws it covers almost every front and rear spring on passenger cars and light commercial vehicles. It also covers difficult models like Mercedes C and E-class and newer BMW models. Spring with Ø 150-240 mm.

It allows the mechanic to compress the spring and remove the shock absorber unit from the wheel spindle/knuckle directly on the car.

The same function can also be used to unload the lower control arm to its "driving" position when working with ball-joints or sway bars. With pressure on the spring, the lower plate rubber can be replaced in just minutes.


The upper frame can be mounted upside-down and be used as a lifting jack when working with other jobs on the suspension system.

Very useful on both front and rear axle jobs.


A safe mobile unit that can be used anywhere in the shop.

The spring compressor comes with a safety strap for extra safe handling.

Used with hydraulic pump (700 bar) **1030** or **1036**.




2,1 ton



"My Husband couldn't believe how easy it was to do springs on a BMW"
- Erin, Argus Auto, Oakville, Ontario, Canada.

This function allows the operator to compress the spring and split the shock absorber unit from the wheel spindle/knuckle directly on the car. The same function can also be used to unload the lower control arm to its "driving" position when working with ball-joints or sway bars. With pressure on the spring instead of the lower plate, the lower plate rubber can be replaced in just minutes.





09-000016 Security strap

Included in HSC2018.

"The ultimate assistance when working alone in my shop."

- Michael Gustavsson MG Bilverkstad,
Arvika Sweden.



The upper frame can be mounted upside-down and be used as a lifting jack when working with other jobs on the suspension system.
Very useful on both front and rear axle jobs.

HSC2018-1126 Aluminum top

Included in HSC2018.

HSC2008-1146 Claw set for Ø 150–240 mm, 4 pcs

Included in HSC2018.



Special claws ordered separately, *INCLUDED IN HSC2018-100.*

HSC2008-1147 Claw set for Ø 70–160 mm, 4 pcs

Specially designed claw for multi-link front suspensions like MB 211 and others with a smaller diameter than standard MacPherson type. The claws are used for springs from Ø 70 – 160 mm. (4 pcs needed). **Included in HSC2018-100.**



HSC2008-1118-020 Claw set for Ø150-240 mm, 2 pcs

Specially designed for models like Chrysler Voyager 1996-2007, Citroën C3, Mercedes C class. (2 pcs needed). **Included in HSC2018-100.**



HSC2008-1119 Press ring

Used together with spring compressor for front spring jobs on Opel Insignia B 2017 -. The press ring makes the job safe and easy, it also gives a better press surface for the claws. This specific spring have only a few coils, it's therefor needed to press on the top bearing and the lowest part of the spring. **Not included in HSC2018 or HSC2018-100.**



Fuel handling for Petrol (E10), Diesel and Ethanol (E10-E85)

An efficient and very safe way to handle fuel. This drainer has no moving pump parts, this gives a very long life time compared to mechanical devices.



Stainless steel

L1050-E Fuel tank drainer 115L

The fuel tank drainer is made of stainless steel with a volume of 115 litres approved for petrol, diesel and ethanol. It uses vacuum when draining the car, and pressure when emptying the fuel drainer. It is delivered with a set of adaptors and a special hose for long and complicated fuel filler necks (No: L1063). The suction hose uses a quick coupling for a fast, easy and tight connection. The fuel drainer is equipped with an overfill protector, safety vent and pressure regulator. Large wheels makes it mobile and easy to move. SAQ Approval TO 194/92 – 175 950. The fuel drainer has a very long lifetime since it does not have any movable parts that can get damaged by fuel or particles. Safe, fast (max 15 l/ min) and quiet operation. Fumes are disposed of through an exhaust hose. Adaptors No: 1, 2 and 3 are included in No: L1050-E.



Comes with the drainer:

- L1054-1 Fuel refill pipe
- L1054-2 Suction adaptor, coned
- L1063 Stainless steel hose with quick coupling for draining fuel through long, bent and complicated fuel tank filler necks with L1050 and L1050-E.
Diameter: 12mm. Length: 1,9m. Suction capacity: 7 litres/min.

Accessories

- 1. L1054-1 Fuel refill 15 litres/min
- 2. L1054-2 Suction adaptor, coned 7 litres/min
- 3. L1055-1 Adaptor male/female 8mm pipe
- 4. L1055-2 Adaptor male/female 9,5mm pipe
- 5. L1055-3 Adaptor male/female 10mm pipe
- 6. L1055-4 Adaptor male/female 12mm pipe
- 7. L1055-5 Adaptor female 14mm pipe





Included in L1050

Fuel suction hoses for long, bendt and complicated fuel filler necks:

- 8. L1063 Fuel suction hose 12mmØ, 1,9m Suction capacity: 7 litres/min
- 9. L1063-2 Fuel suction hose 8,5mmØ, 2,25m Suction capacity: 2,5 litres/min
- 10. L1063-4 Fuel suction hose 12mmØ, 3m 7 litres/min
- 11. 05-00007 Fuel suction hose with pipe for Volvo S80 (2007-) S80L, V70, XC60, XC70 (2008-).
The pipe makes it possible to also drain the passive half of the fuel tank.
- 12. 05-00008 Fuel suction hose with pipe for Volvo V60 – S60, (2011-).
The pipe makes it possible to also drain the passive half of the fuel tank.
- 13. L1063-2 Fuel suction hose 8,5mmØ, 3m Suction capacity: 2,5 litres/min
- 14. 05-00006 Adaptor for lidless filling (petrol/E10-85) filling necks.
Unlocks and gives access for draining and filling of fuel.
- 15. 05-00010 Adaptor for lidless filling (diesel) filling necks.
Unlocks and gives access for draining and filling of fuel..




8, 9, 10, 13



11



12



05-00001 Liquid indicator 1/2"

For mounting on the fuel tank drainer fuel hose. 1/2" pipe thread.

L2015 Water separator Petrol, Diesel and Ethanol (E85)

Cleans petrol and diesel effectively from water and particles.

For mounting on fuel tank drainer no: L1050-E.

Easy inspection through sight glass.

Drains from bottom valve. Volume 3,5 litres.

Picture shows separator mounted on fuel tank drainer.



L2620 Fuel fume evacuating hose

Hose unit for evacuating petrol and diesel fumes away from the vehicle during the work with fuel tanks. It can also be used when draining and filling the car. When working with an open fuel tank armature the mechanic is exposed to petrol fumes and the car's interior can smell of fuel afterwards. This is avoided by sucking out the fumes through the fuel refill pipe. The evacuating hose is powered by a compressed air ejector that produces vacuum in the tank. The hose are then connected to an approved exhaust fan. Standard length 2,5 metres. Contact us for custom lengths.



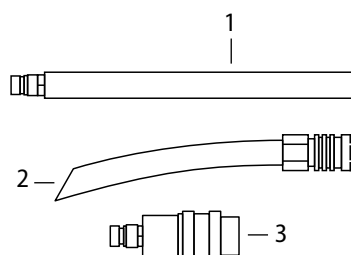
05-00009 Fuel drainer for trucks and busses

The fuel suction unit is intended, approved and EX classed for ethanol, diesel and petrol. It is equipped with 4 wheels but it can also be handled using a pallet lifter or a fork lifter. The fuel suction unit is made from stainless steel. Its capacity is 630 liters and it weighs 145 kg when empty. The fuel suction unit is powered by a pneumatic diaphragm pump that drains and fills with 20 lit/min. An overfill protection device automatically breaks the air supply to the pump if the fuel level in the fuel suction unit is too high.

The fuel suction unit is equipped with a bleed hose fitted with a flame guard, which is connected to the vehicle exhaust extraction system when draining vehicles to achieve odorless fuel handling.

The unit is supplied with three suction and filler adaptors.

1. L1054-1 Fuel refill 15 litres/min
2. 05-00009-002 Fuel hose 1/2", 3 m
3. 05-00009-003 Adaptor Tema 1800 – Parker NS



630L



Storage

04-00022 Tool trolley with 9 drawers

This storage system is made for automotive and truck garages that wants to take the next step in efficiency and profit. The technician can put all his time towards finishing the job instead of spending time trying to find the right tools.



The large axle wheels in combination with four swiveled wheels make the trolley easy to handle fully loaded with tools.



Double tool trolley with totally 9 drawers developed for Wallmek toolsets and foams. The trolley is equipped with a large top drawer for cylinders and accessories. All drawers are locked individually and with a central lock system for extra safety during transport, storage and normal use. All drawers open fully with heavy duty ball bearing slides and can be loaded with 90 kg.



Internal measurements for each drawer:

4 pc H100×W585×D418 mm
3 pc H150×W585×D418 mm
1 pc H250×W585×D418 mm
1 pc H100×W1243×D418 mm (top drawer)

See foams on pages 64-69



Large work surface.

Ball bearing slides
for 90 kg load in
each box!

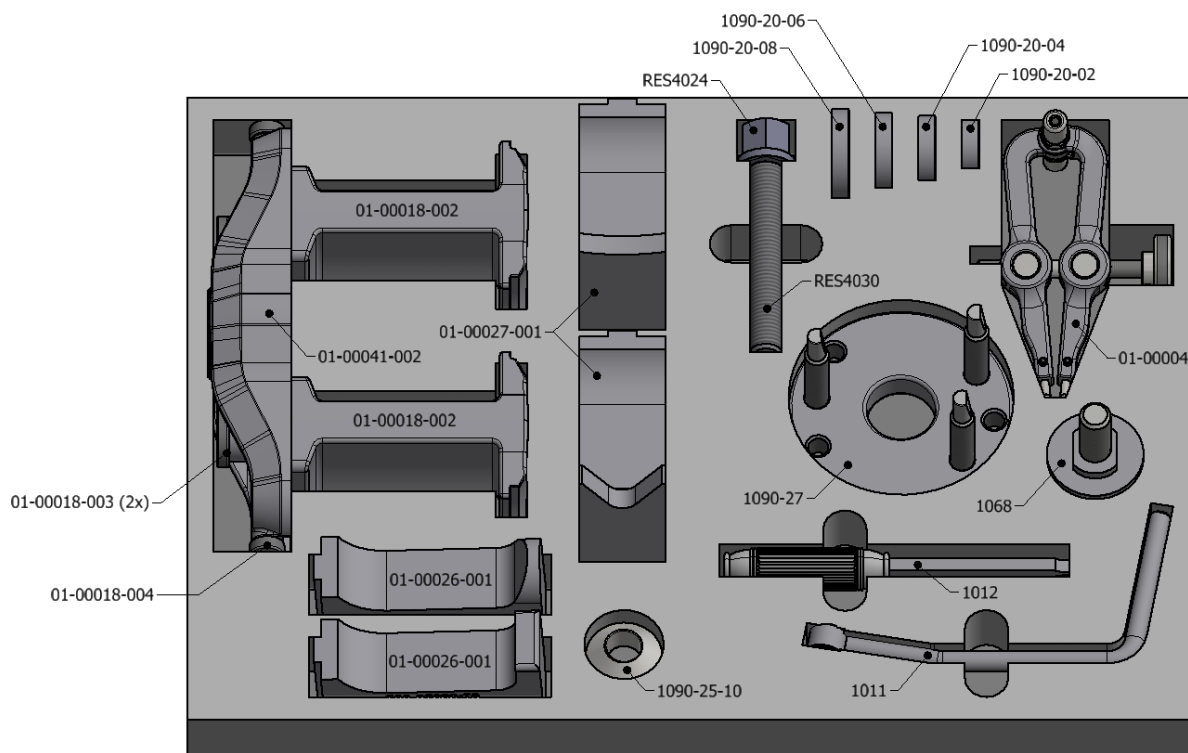


Central lock for safe storage!

Foam for tool trolley 04-00022. Tools not included.

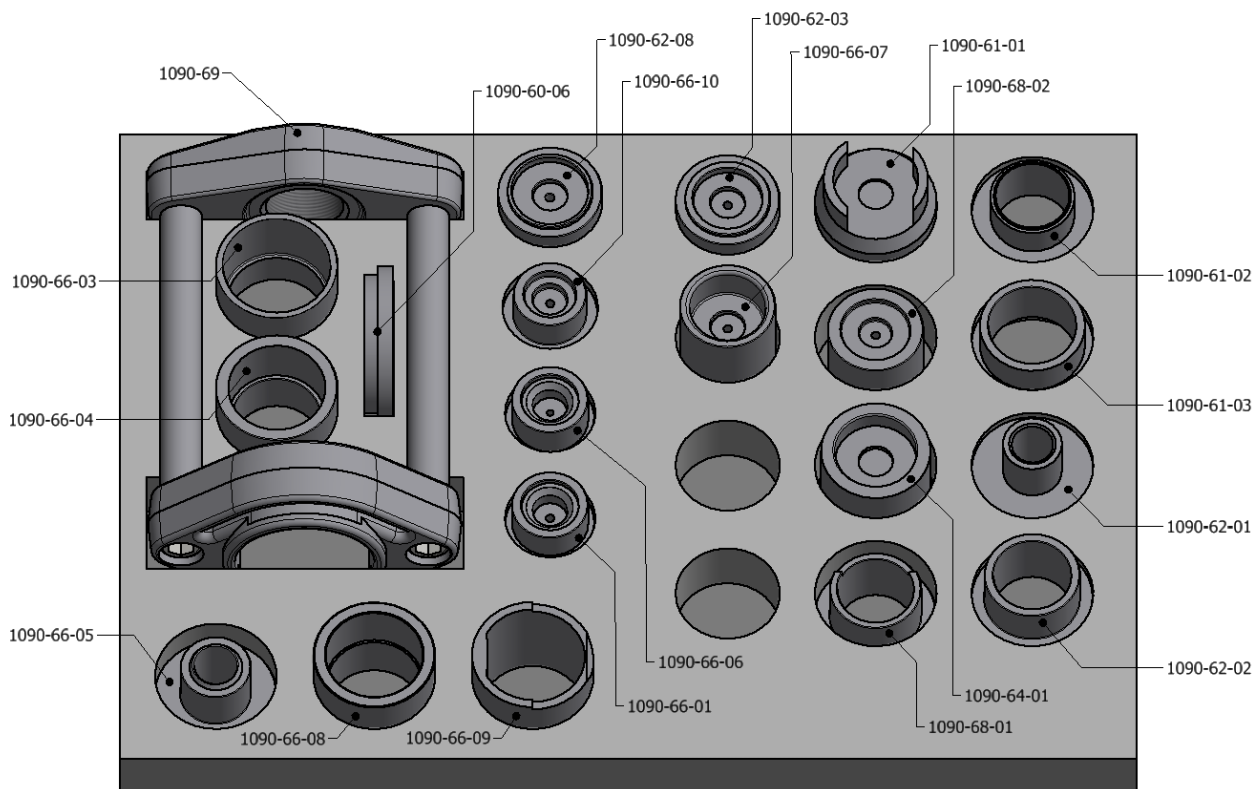
04-00022-002 Foam, dimensions 580×415×45

maximum height with tools 100 mm



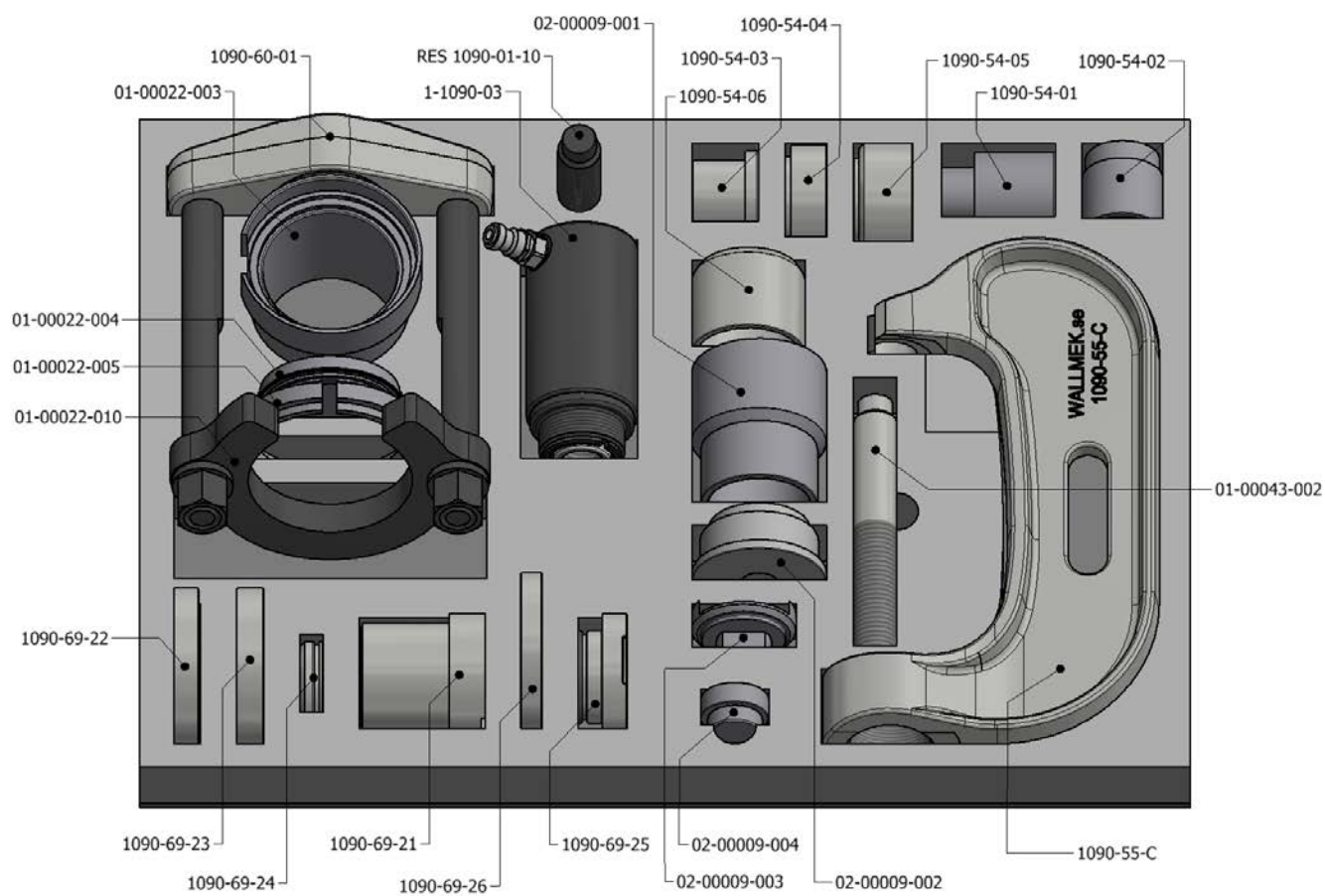
04-00022-003 Foam, dimensions 580×415×45

maximum height with tools 150mm



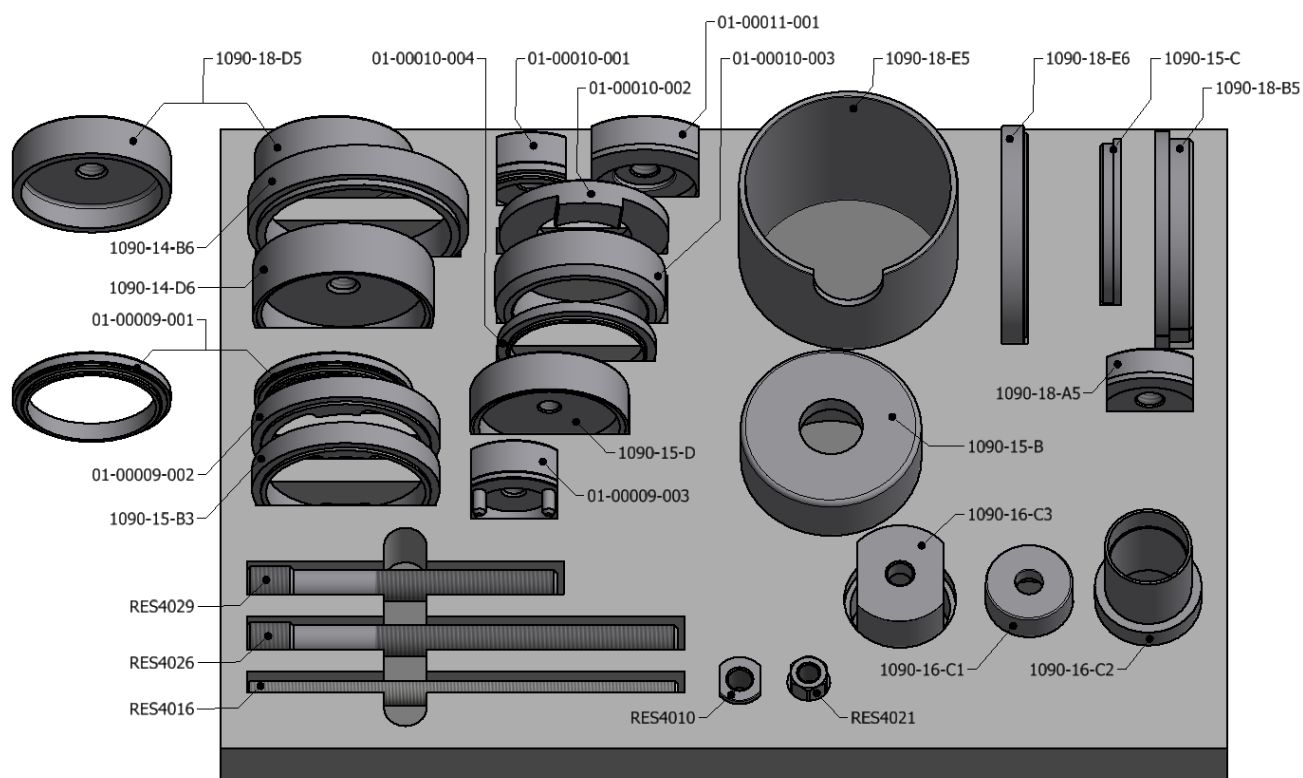
04-00022-004 Foam, dimensions 580×415×45

maximum height with tools 150 mm



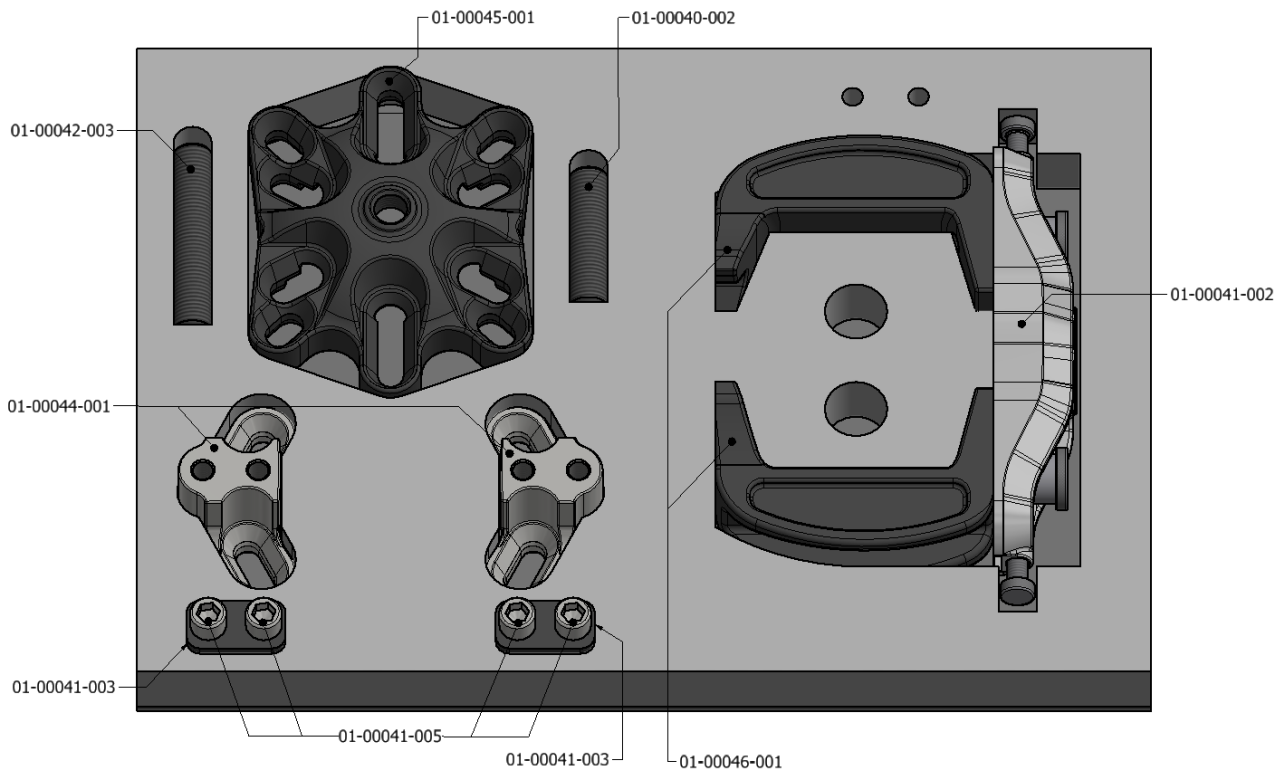
04-00022-007 Foam, dimensions 580×415×45

maximum height with tools 150 mm



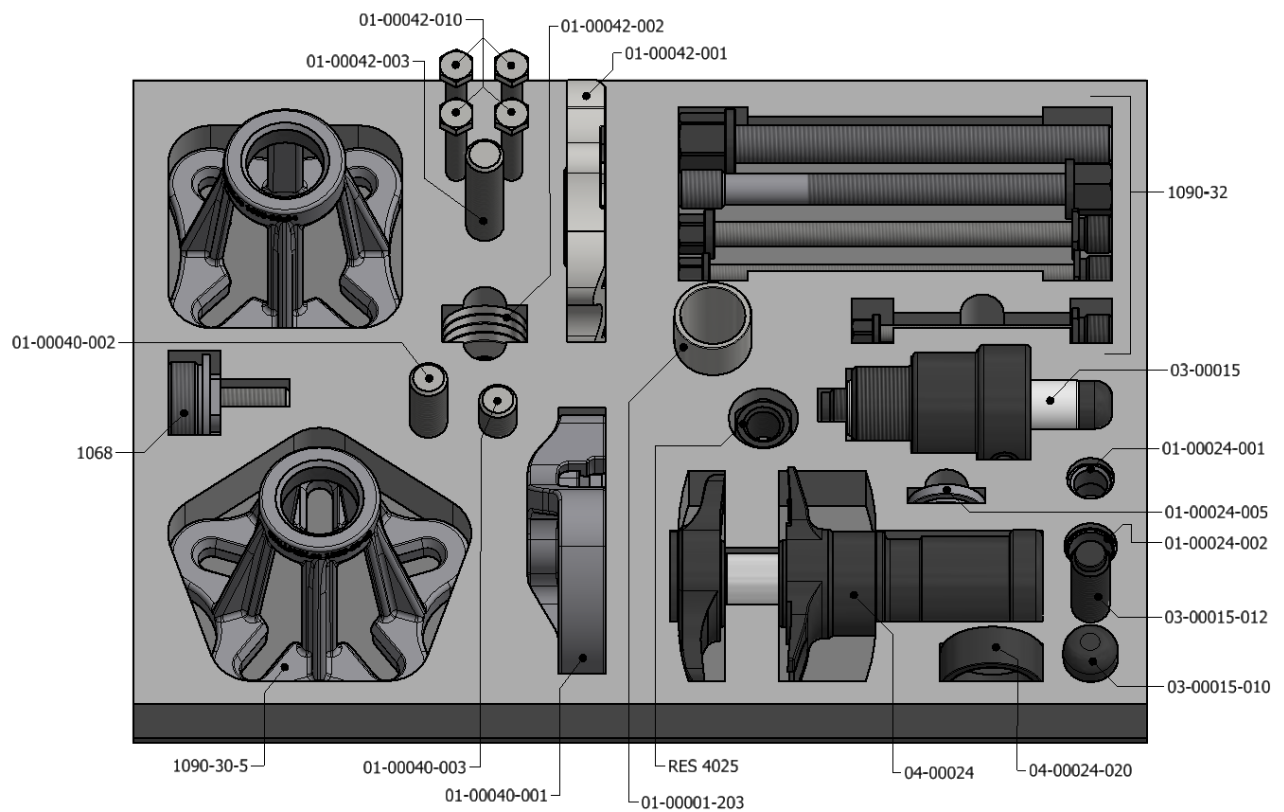
04-00022-015 Foam, dimensions 580×415×45

maximum height with tools 100 mm



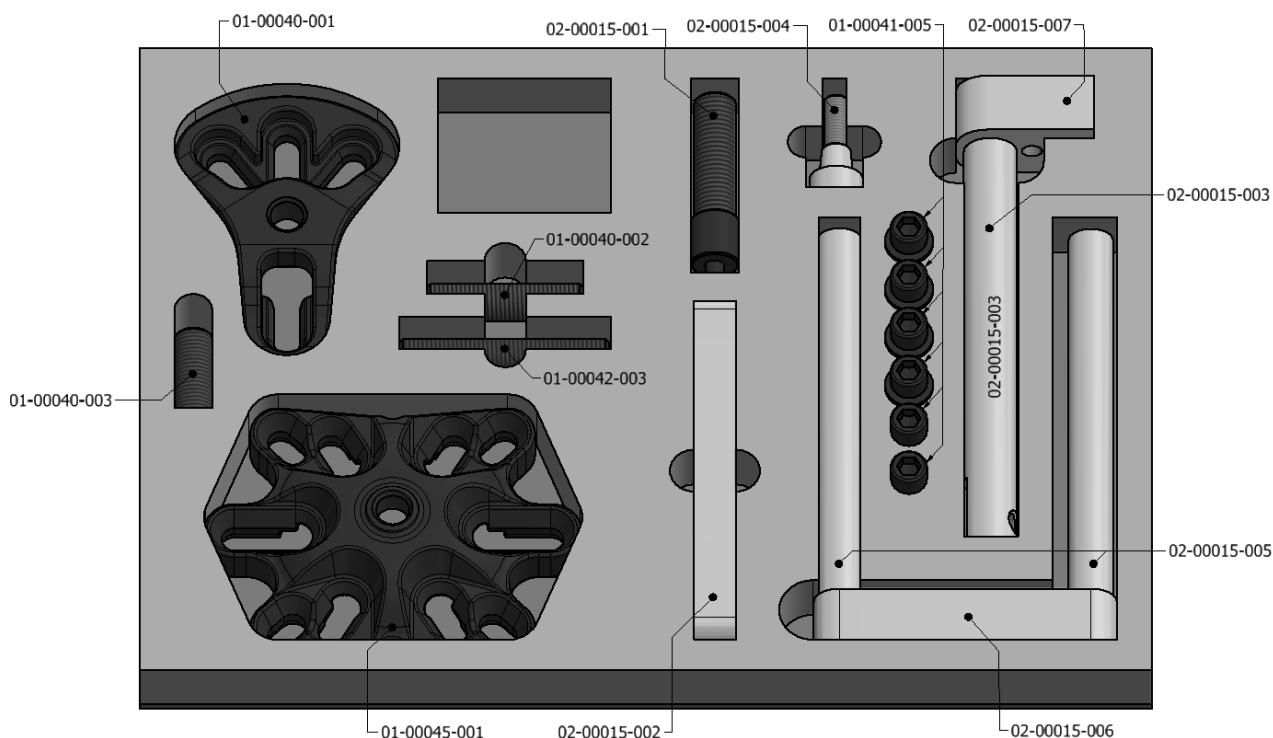
04-00022-017 Foam, dimensions 580×415×45

maximum height with tools 150 mm



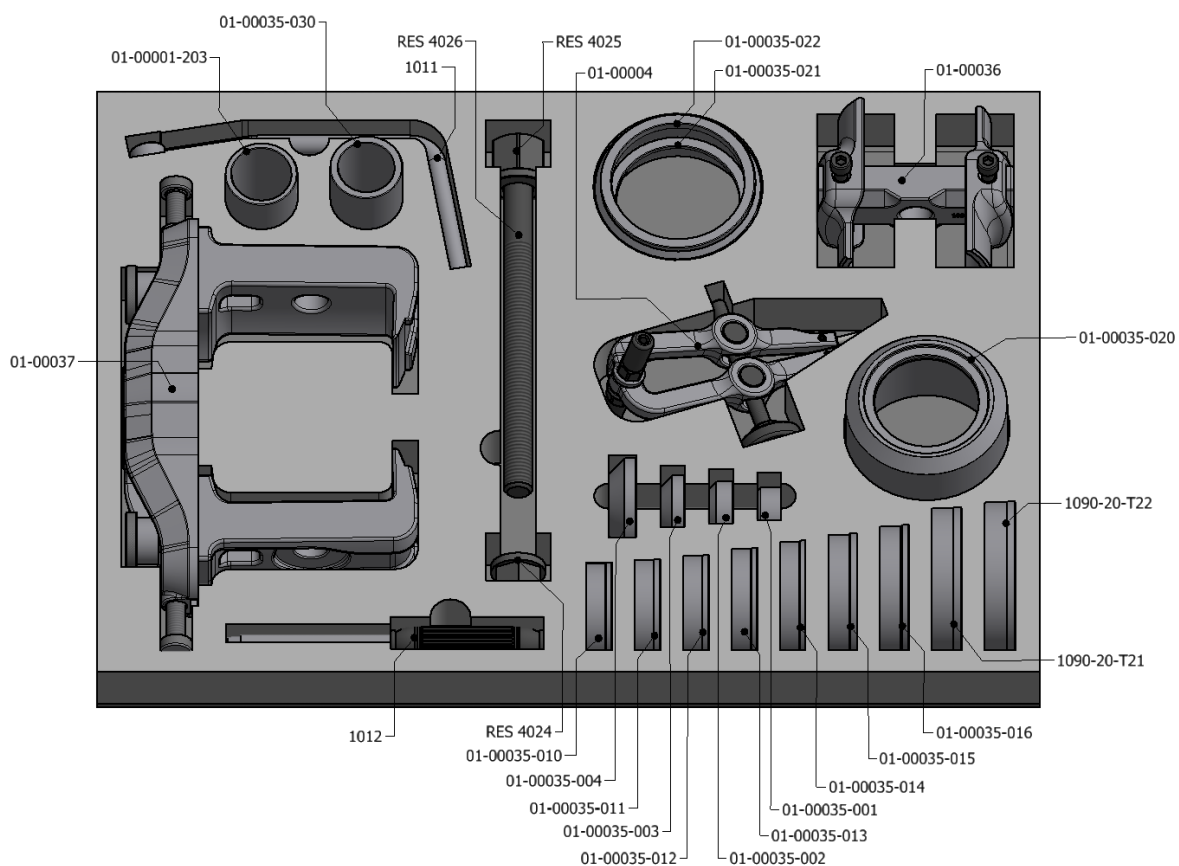
04-00022-018 Foam, dimensions 580×415×45

maximum height with tools 100 mm



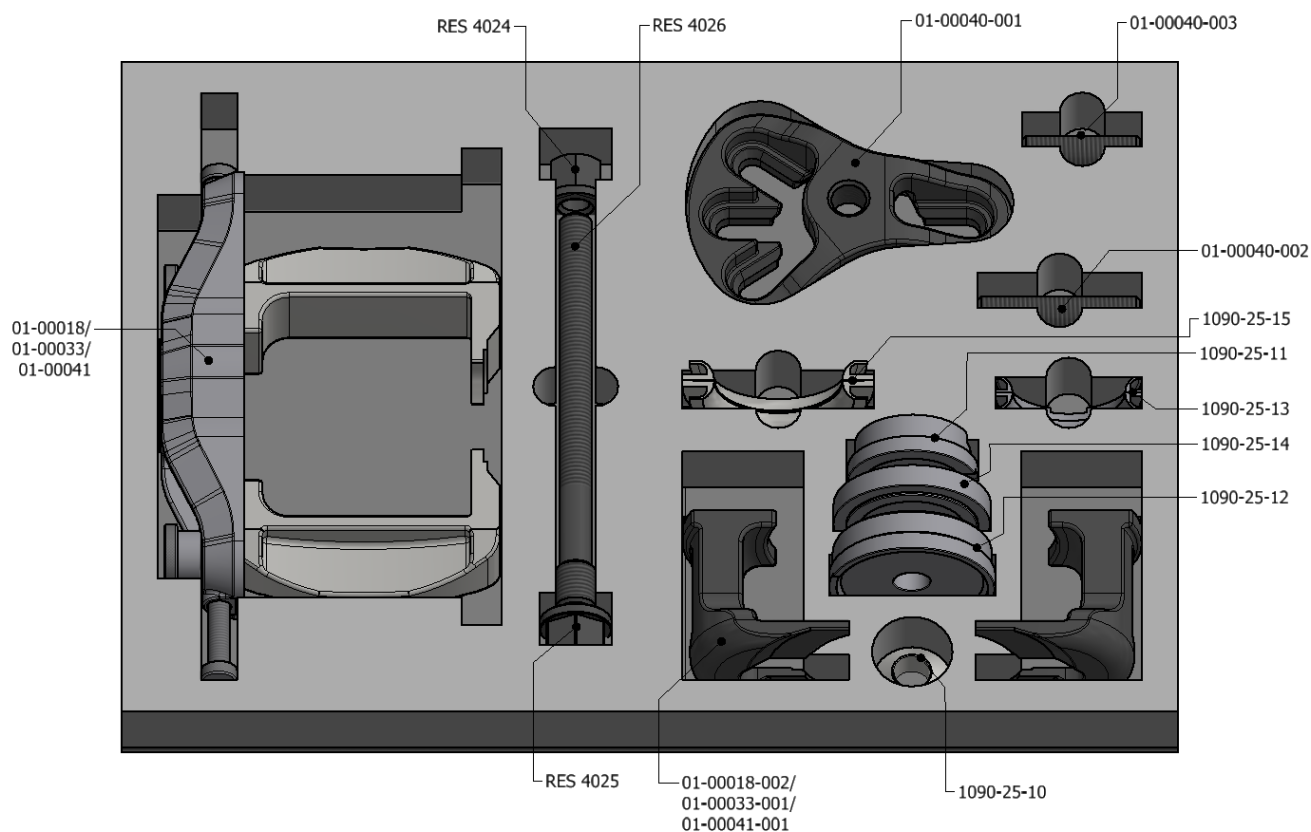
04-00022-019 Foam, dimensions 580×415×45

maximum height with tools 100 mm



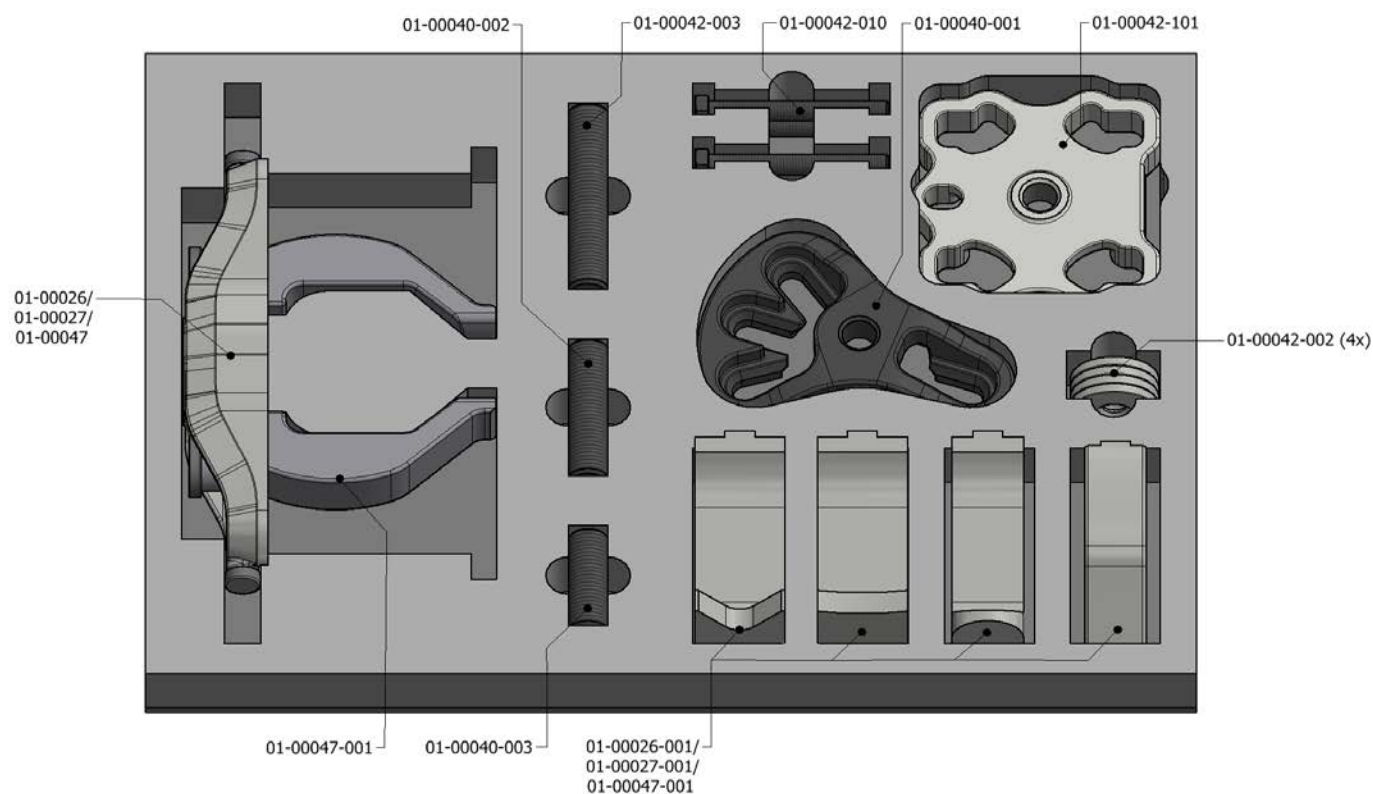
04-00022-020 Foam, dimension 580×415×45

maximum height with tools 100 mm



04-00022-021 Foam, dimension 580×415×45

maximum height with tools 100 mm



04-00023 Stackable plastic tool box

A strong plastic stackable tool box for efficient storage of tools and cylinders. This solution fits also perfect when transporting the equipment between different shops.

Foams to fit in the boxes are delivered with the following tools and sets; 01-00035, 01-00022, 01-00018, 01-00026, 01-00027, 01-00033 and 01-00037.

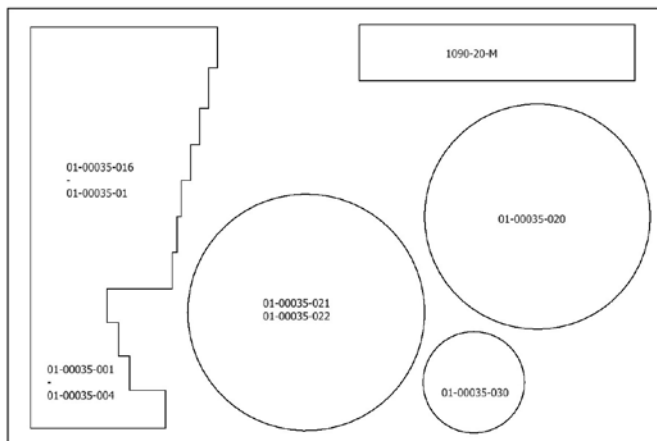
Outer dia; 464x335x212h mm.
Inner dia; 400x300x150h mm.

The foams can also be ordered separately, see information bellow.



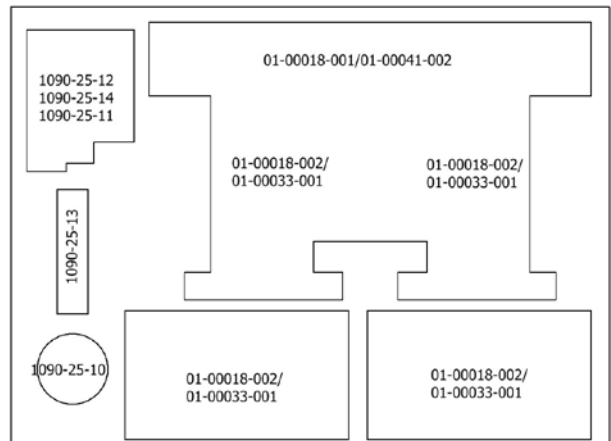
04-00023-001, 290×195 mm

Foam for 01-00035



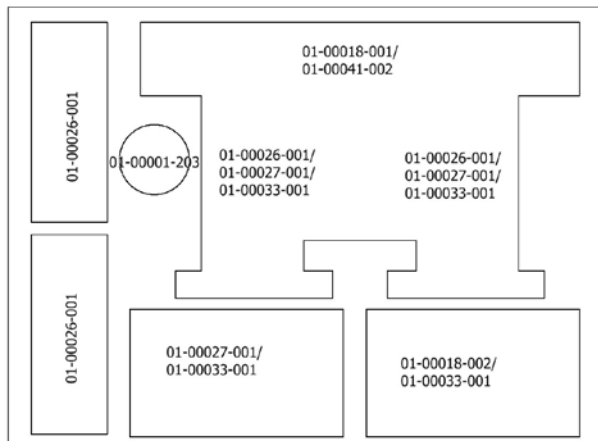
04-00023-002, 290×390 mm

Foam for 01-00018/33/-100 – 110 - 120



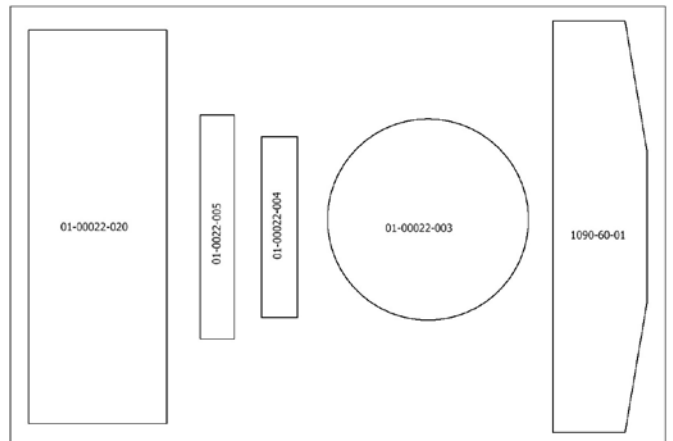
04-00023-003, 290×390 mm

Foam for 01-00026/27/37



04-00023-004, 290×195 mm

Foam for 01-00022



This storage system is made for automotive and truck garages that wants to take the next step in efficiency and profit. The technician can put all his time towards finishing the job instead of spending time trying to find the right tools.



1090-50 Tool cart

This sturdy construction comes with a large working surface. The large wheels makes it easy to transport even when fully loaded.

Three different shelf/hook sets is available:
1090-51, 1090-52 and 1090-53.

Tools not included.



1090-51 Tool holder for 01-00035.



**1090-52 Tool holder for 1090-30,
01-00033 eller 1090-15.**



1090-53 Tool holder for for trucks.



Let us know your experience with our tools at info@wallmek.se!
See satisfied customer opinions below:

"It takes longer to walk to the job than to do the job with these tools."

-Bruno Cella,
Cella Auto Repair.
Bolton, Ontario, Canada.

"My Husband couldn't believe how easy it was to do springs on a BMW"

-Erin, Argus Auto.
Oakville, Ontario, Canada.

"We replaced the bushing on a BMW in the rear axle differential bracket. The technicians got a very good impression of how quick and ergonomic the WALLMEK tools are used. The technician dismantled the bushing faster than the warehouse people could find the new bushing! "

-Vilnius Bosch car service,
Lithuania.

"The ultimate assistance when working alone in my shop. "

-Michael Gustavsson MG Bilverkstad,
Arvika Sweden.

"A lot of jobs would be impossible without these tools, the speed is a huge bonus.

Without Wallmek tools in the shop the productivity and efficiency would be lower, simply more hassle! "

-Kjell Andersson, Alvesta Bilservice AB
Sweden

"These tools really do the job as promised. They save us lots of time, we really like that.

My technicians have used Wallmek tools everyday for the last 15 years, we are very satisfied!"

-Mats Mattsson,
Mattssons Bilservice (Mekonomen Auto shop)
Sweden



Productnumber Index

| | | | |
|--------------------|----|--------------------|----|
| 01-00001 | 38 | 04-00008-001 | 55 |
| 01-00001-004 | 39 | 04-00008-002 | 55 |
| 01-00001-400 | 39 | 04-00008-003 | 55 |
| 01-00002 | 39 | 04-00008-004 | 55 |
| 01-00003 | 38 | 04-00008-005 | 55 |
| 01-00004 | 9 | 04-00008-007 | 55 |
| 01-00009 | 44 | 04-00015 | 56 |
| 01-00009-101 | 44 | 04-00016 | 56 |
| 01-00014 | 47 | 04-00020 | 56 |
| 01-00020 | 53 | 04-00021 | 52 |
| 01-00020-100 | 53 | 04-00022 | 62 |
| 01-00022 | 40 | 04-00022-002 | 64 |
| 01-00022-010 | 41 | 04-00022-003 | 64 |
| 01-00023 | 48 | 04-00022-004 | 65 |
| 01-00024 | 27 | 04-00022-007 | 65 |
| 01-00024-010 | 27 | 04-00022-015 | 66 |
| 01-00025 | 48 | 04-00022-017 | 66 |
| 01-00026 | 16 | 04-00022-018 | 67 |
| 01-00027 | 16 | 04-00022-019 | 67 |
| 01-00030 | 50 | 04-00022-020 | 68 |
| 01-00031 | 52 | 04-00022-021 | 68 |
| 01-00033 | 13 | 04-00022-023 | 69 |
| 01-00035 | 9 | 04-00023 | 70 |
| 01-00036 | 10 | 04-00023-001 | 70 |
| 01-00037 | 8 | 04-00023-002 | 70 |
| 01-00038 | 10 | 04-00023-003 | 70 |
| 01-00039 | 53 | 04-00023-004 | 70 |
| 01-00040 | 18 | 04-00024 | 34 |
| 01-00041 | 12 | 04-00024-023 | 35 |
| 01-00042-010 | 19 | 04-00024-024 | 35 |
| 01-00042-B | 19 | 04-00024-050 | 34 |
| 01-00043 | 39 | 04-00028-200 | 26 |
| 01-00044 | 20 | 05-00001 | 61 |
| 01-00045 | 21 | 05-00009 | 61 |
| 01-00046 | 21 | 20-00011 | 5 |
| 01-00046-300 | 20 | 20-00013 | 5 |
| 01-00047 | 17 | 20-00014 | 5 |
| 01-00048 | 24 | 20-03001 | 57 |
| 01-00048-031 | 25 | 20-03002 | 57 |
| 01-00048-100 | 25 | 20-03003 | 57 |
| 01-00049 | 18 | 1011 | 25 |
| 01-00050-100 | 11 | 1012 | 25 |
| 01-00051 | 46 | 1030 | 56 |
| 02-00008 | 29 | 1036 | 56 |
| 02-00009 | 42 | 1062-01 | 48 |
| 02-00010 | 31 | 1064 | 22 |
| 02-00011 | 30 | 1066 | 22 |
| 02-00012 | 14 | 1068 | 22 |
| 02-00013 | 28 | 1068-04 | 54 |
| 02-00014 | 28 | 1068-05 | 54 |
| 02-00015 | 15 | 1068-06 | 54 |
| 02-00015-101 | 15 | 1068-07 | 54 |
| 02-00020 | 32 | 1068-08 | 54 |
| 03-00014-001 | 35 | 1068-09 | 54 |
| 03-00015 | 51 | 1068-10 | 54 |
| 03-00015-020 | 52 | 1068-11 | 54 |
| 03-00028 | 51 | 1086-6 | 52 |
| 03-00041 | 30 | 1090-02-WAL | 50 |
| 04-00007-001 | 23 | 1090-03 | 51 |
| 04-00007-004 | 23 | 1090-14 | 45 |

| | | | |
|-----------------------|----|--------------|----|
| 1090-15 | 45 | RES4021..... | 54 |
| 1090-16-10 | 46 | RES4022..... | 54 |
| 1090-18 | 45 | RES4023..... | 54 |
| 1090-22 | 8 | RES4024..... | 54 |
| 1090-25-10 | 12 | RES4025..... | 54 |
| 1090-25-11 | 13 | RES4026..... | 54 |
| 1090-25-12 | 13 | RES4027..... | 54 |
| 1090-25-13 | 13 | RES4035..... | 55 |
| 1090-25-14 | 13 | RES4036..... | 55 |
| 1090-25-15 | 13 | RES4037..... | 55 |
| 1090-26 | 8 | RES4039..... | 55 |
| 1090-30 | 22 | RES4042..... | 55 |
| 1090-32 | 54 | RES4043..... | 55 |
| 1090-32-10 | 54 | | |
| 1090-32-12 | 54 | | |
| 1090-32-14 | 54 | | |
| 1090-32-18 | 54 | | |
| 1090-32-20 | 55 | | |
| 1090-32-22 | 54 | | |
| 1090-37-10 | 47 | | |
| 1090-39 | 37 | | |
| 1090-50 | 71 | | |
| 1090-51 | 71 | | |
| 1090-52 | 71 | | |
| 1090-53 | 71 | | |
| 1090-54-06 | 43 | | |
| 1090-54-10 | 43 | | |
| 1090-54-11 | 43 | | |
| 1090-54-12 | 43 | | |
| 1090-55-C | 42 | | |
| 1090-60 | 36 | | |
| 1090-60-06 | 37 | | |
| 1090-60-10 | 39 | | |
| 1090-69 | 37 | | |
| 1090-69-20-B | 41 | | |
| 1091-10 | 29 | | |
| 1091-13 | 47 | | |
| 1091-17-01 | 28 | | |
| 1091-17-03 | 28 | | |
| 1091-22 | 31 | | |
| 1091-23 | 31 | | |
| 1091-27 | 30 | | |
| 1091-28 | 23 | | |
| HSC2008-1118-020..... | 59 | | |
| HSC2008-1119 | 59 | | |
| HSC2008-1146 | 59 | | |
| HSC2008-1147 | 59 | | |
| HSC2018..... | 58 | | |
| HSC2018-1126 | 59 | | |
| L1050-E..... | 60 | | |
| L2015 | 61 | | |
| L2620 | 61 | | |
| RES4008..... | 55 | | |
| RES4009..... | 55 | | |
| RES4010..... | 54 | | |
| RES4011..... | 54 | | |
| RES4012..... | 54 | | |
| RES4014..... | 54 | | |
| RES4015..... | 54 | | |
| RES4016..... | 54 | | |

-  **PASSENGER CARS**
-  **LIGHT COMMERCIAL**
-  **TRUCKS**
-  **FUEL HANDLING**
-  **CAR DISMANTLING**

Address

Bultgatan 18
442 40 Kungälv
Sweden

Contact

Tel: +46 (0)303 - 585 80

E-mail: info@wallmek.se

Retailer

www.wallmek.se